




2023 Annual Report

West Virginia Universal Pre-K





**West Virginia Board of Education
2024-2025**

Nancy J. White, President
Victor L. Gabriel, Vice President
F. Scott Rotruck, Secretary
L. Paul Hardesty, Legislative Liaison

Robert W. Dunlevy, Member
Cathy L. Justice, Member
Christopher A. Stansbury, O.D., Member
Debra K. Sullivan, Member
Gregory F. Wooten, Member

Sarah Armstrong Tucker, Ph.D., Ex Officio
Chancellor
West Virginia Higher Education Policy Commission
West Virginia Council for Community and Technical College Education

Michele L. Blatt, Ex Officio
State Superintendent of Schools
West Virginia Department of Education

Table of Contents

- WV Pre-K Program Summary 2**
- WV Pre-K Funding Summary 2022-2023 2**
- WV Pre-K Program Enrollment 3**
 - WV Universal Pre-K Enrollment 2022-2023 3
 - WV Universal Pre-K Enrollment Trend Data - SY 2009-2023 3
 - WV Pre-K Participation Rate 2022-2023 4
 - WV Universal Pre-K Participation Rates Trend Data 4
 - Participation Rate by County – School Year 2022-2023 5
- West Virginia’s Collaborative Pre-K Model 6**
 - Collaboration Yearly Comparison for School Years 2013-2023 6
 - Collaboration Summary for School Year 2022-2023 6
 - Collaboration Rate by County – School Year 2022-2023 7
- WV Universal Pre-K Program Review 8**
 - WV Universal Pre-K Triennial Program Review Schedule 2021-2024 8
 - WV Universal Pre-K Program Review Summary School Year 2023 9
- 2023 State of Preschool Yearbook: National Institute for Early Education Research (NIEER) 11**
 - NIEER West Virginia Rankings School Year 2023 11
 - NIEER Quality Standards Checklist School Year 2022 12
- 2024 WV Universal Pre-K Snapshot 13**
 - School Readiness-Participation 13
 - Enrollment Comparison 2022-2023 and 2023-2024 13
 - WV Universal Enrollment Collaboration Rate 2024 13
- WV Universal Pre-K Resources 14**
- WV Universal Pre-K Steering Team Members 15**

WV Universal Pre-K Program Summary

West Virginia is a national pioneer in providing universal pre-k program for all 4-year-olds and 3-year-olds with special needs since 2002; however, conception of pre-k in the state began as early as 1983 when legislation provided local school boards with the ability to offer preschool. Lawmakers solidified the state’s commitment to pre-k with the passage of Senate Bill 247 during the 2002 legislative session. From that point forward, W. Va. Code §18-5-44 mandated county school systems to provide access to high-quality pre-k programming to all eligible children by the 2012-2013 school year. County boards of education were required to develop pre-k programs with existing community programs, including Head Start and licensed child care centers, with support from the West Virginia Department of Education (WVDE) and Secretary of the Department of Human Services (WV DoHS), formally known as the Department of Health and Human Resources. Through ongoing support to local collaborative early childhood teams, West Virginia continues to strengthen its efforts in high-quality early education services in West Virginia Universal Pre-K. The WV Universal Pre-K Program includes high-quality pre-k standards that address all areas of children’s development. The WV Pre-K Standards (Ages 3-5) are research-based to guide practitioners in providing high-quality early education environments and experiences that are responsive to individual children’s needs to maximize learning and support school readiness efforts.

West Virginia Board of Education (WVBE) Policy 2525: West Virginia’s Universal Access to a Quality Early Education System was first developed in 2004 to meet state code, related policies, regulations, and address the needs of families of eligible children in West Virginia communities. This report illustrates pre-k data and information regarding funding, enrollment, collaboration, and program quality. WVBE Policy 2525 includes the following elements to support high quality services:

- Blend state and federal funding to include State School Aid Funding, special education, child care, and Head Start contributions.
- Opportunities for children to receive pre-k services in the most appropriate settings based on the unique needs of children and their families through collaborative classrooms with community partners, when available.
- A minimum of 1,500 weekly and 48,000 annual minutes of instruction through a four or five-day model.
- Maximize resources by requiring each school district to establish collaborative partnerships, where feasible, with a minimum of 50% collaboration with community partners.

WV Pre-K Funding Summary 2022-2023

State School Aid Funding	\$80,436,415
Non-Required Local Share	\$2,499,819
Federal Funding (Head Start, Special Education, TANF/CCDF)	\$52,254,236
Total	\$135,190,470

WV Pre-K Program Enrollment

WV Universal Pre-K Enrollment 2022-2023

Age	Enrollment of children with IEPs	Total Enrollment
Age 2	211	211
Age 3	1,114	1,114
Age 4	1,433	12,069
Ages 5-6	121	273
Total	2,943	13,731

WV Universal Pre-K Enrollment Trend Data - SY 2009-2023

	Year	Pre-K Enrollment
System developed	2009	13,135
	2010	13,878
	2011	14,647
	2012	15,268
System required by code and policy to be available to all 4 year olds.	2013	15,767
	2014	15,459
	2015	15,256
	2016	15,113
	2017	14,940
	2018	15,101
	2019	13,534*
	2020	15,142
	2021	11,981**
	2022	13,268
	2023	13,731

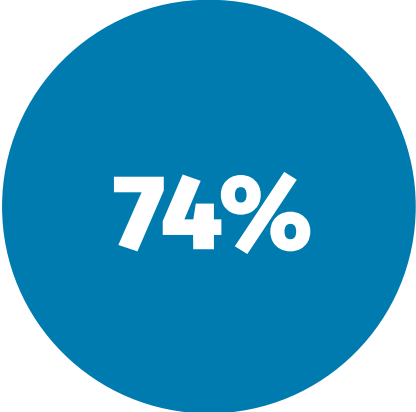
Total pre-k enrollment based on 2nd month enrollment annually.

*During the 2017 legislative session, the age eligibility date for West Virginia Universal Pre-K was changed from September 1 to July 1 beginning with the 2018-2019 school year. The decrease in pre-k enrollment and participation rates are attributed to changes of the age eligibility date.

**Enrollment in WV Universal Pre-K dropped significantly due to the Covid-19 pandemic

WV Pre-K Participation Rate 2022-2023

The participation rate is based on the second month enrollment collection of 5-year-old kindergarten enrollment for the current school year compared to the 4-year-old pre-k enrollment from the previous school year.



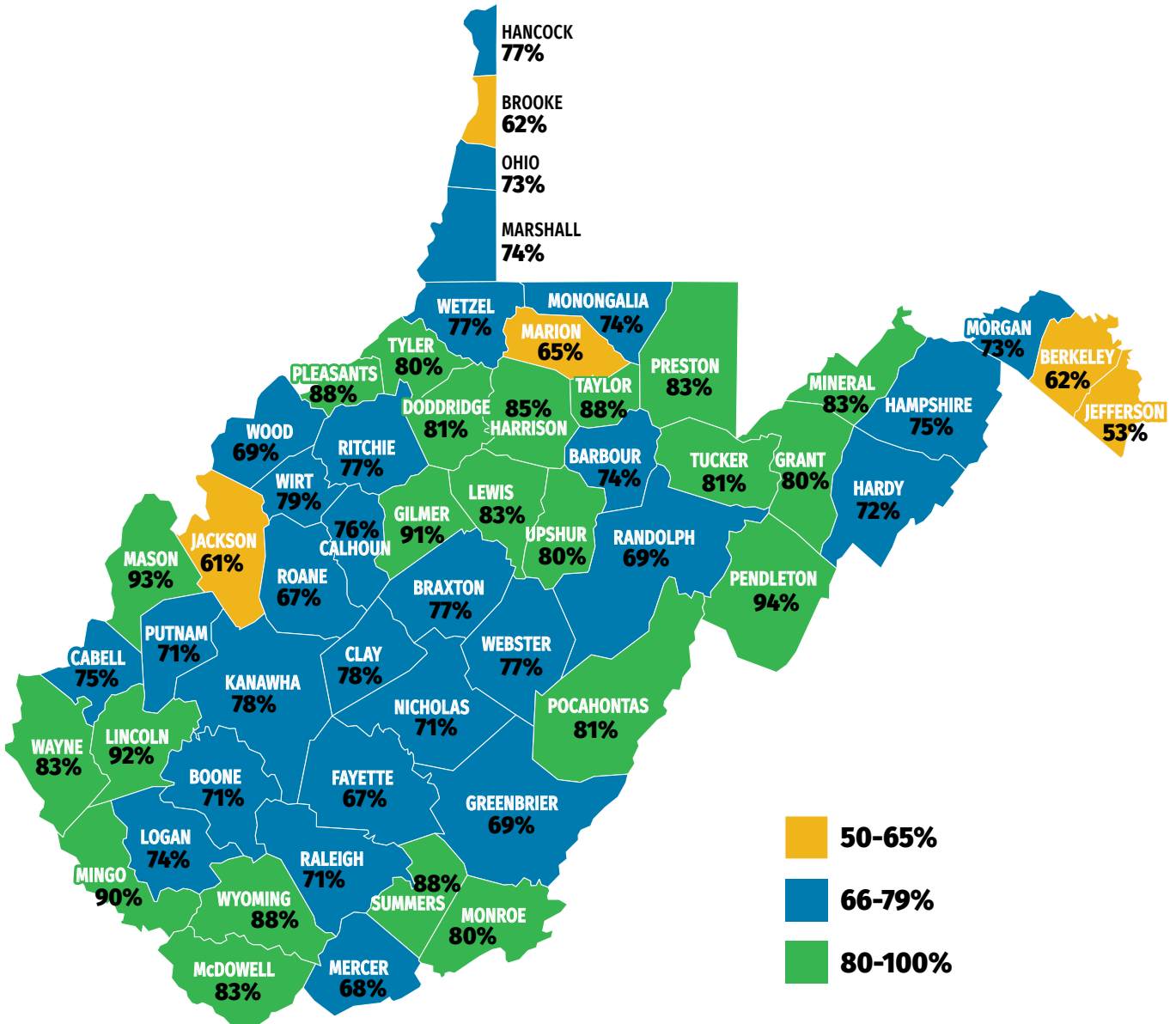
WV Universal Pre-K Participation Rates (Four-Year-Olds) Trend Data - 2013-2023

Year	WV Universal Pre-K 4-year-old participation
2012-2013	69%
2013-2014	73%
2014-2015	75%
2015-2016	76%
2016-2017	76%
2017-2018	76%
2018-2019	75%
2019-2020	78%
2020-2021	84%*
2021-2022	66%*
2022-2023	74%

The participation rate is based on 2nd month enrollment collection of 5-year-old kindergarten enrollment for the current school year compared to the four-year old pre-k enrollment from the previous school year.

*Changes in participation rates for the 2021-2022 school year reflect lower enrollment in pre-k and kindergarten during the Covid-19 pandemic than in previous years.

Participation Rate by County – School Year 2022-2023



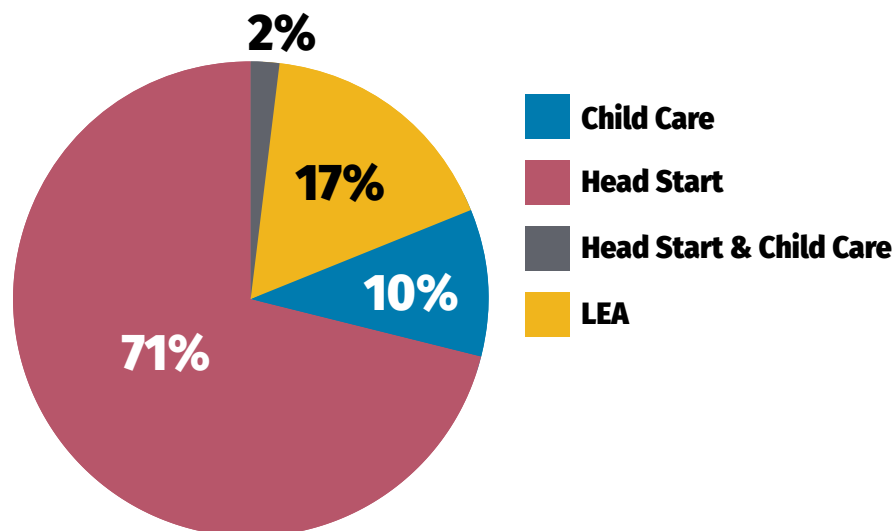
West Virginia's Collaborative Pre-K Model

The West Virginia Universal Pre-K collaborative model is designed to include partnerships among county schools, Head Start, and child care centers. Collaborative partnerships increase access, maximize resources, and increase the quality of programs overall. As counties are required to maintain 50% partnerships with community programs, these collaborations have not only been instrumental in building access prior to the 2012-2013 school year, but they have exceeded collaboration requirements statewide. Because of the state's nationally recognized collaborative approach, an array of services to support school readiness are available to young children and their families.

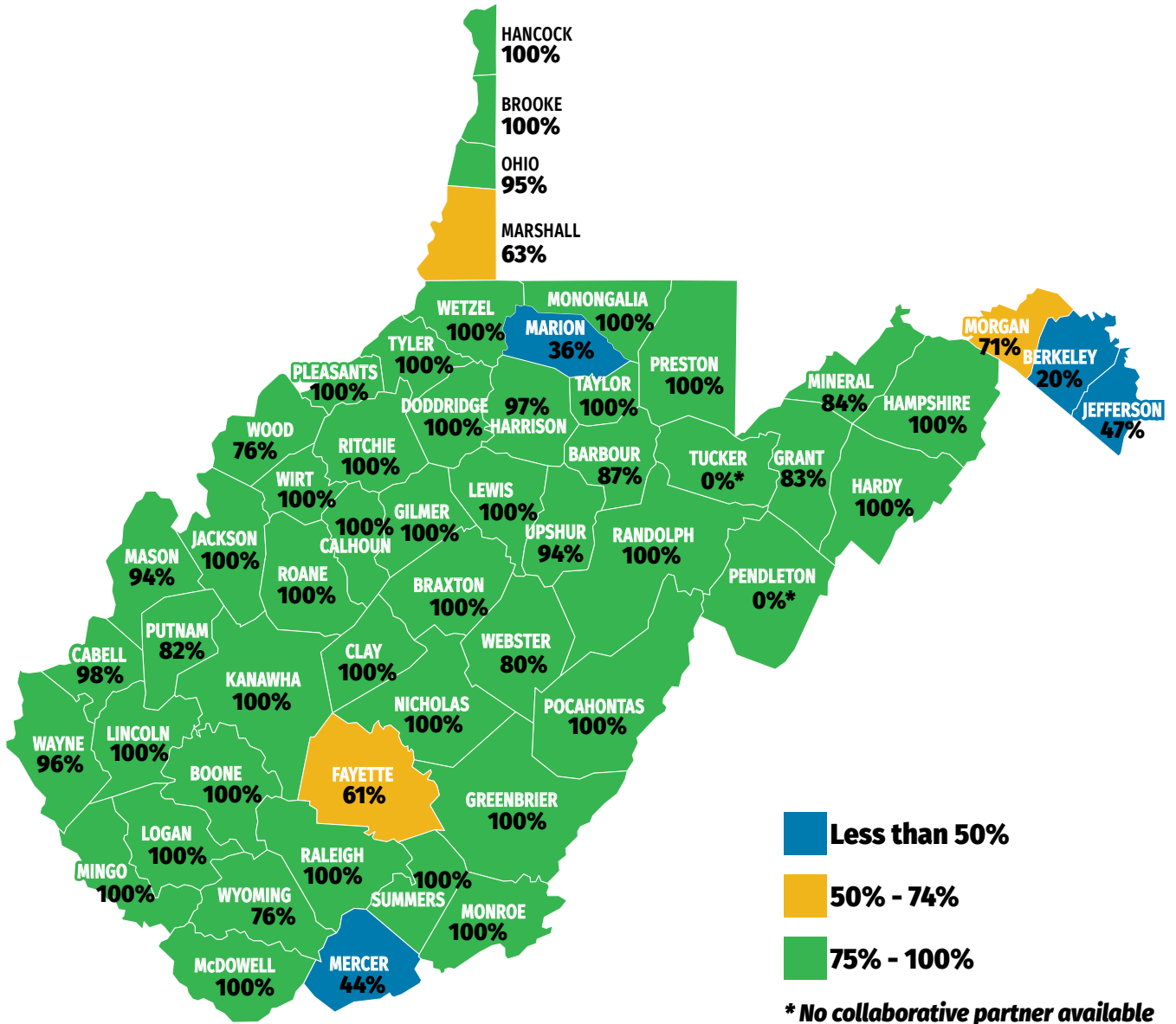
Collaboration Yearly Comparison for School Years 2013-2023

	2012-2013	2013-2014	2014-2015	2015-2016	2016-2017	2017-2018	2018-2019	2019-2020	2020-2021	2021-2022	2021-2022
Head Start	56%	56%	61%	64%	66%	66%	67%	68%	69%	70%	71%
Child Care	16%	16%	15%	14%	14%	14%	13%	12%	11%	12%	10%
Head Start & Child Care	2%	2%	3%	3%	2%	2%	2%	2%	3%	1%	2%
Local Education Agency	26%	26%	21%	19%	18%	18%	18%	18%	17%	17%	17%
Total Collaboration Rate	74%	74%	79%	81%	82%	82%	82%	82%	83%	83%	83%

Collaboration Summary for School Year 2022-2023



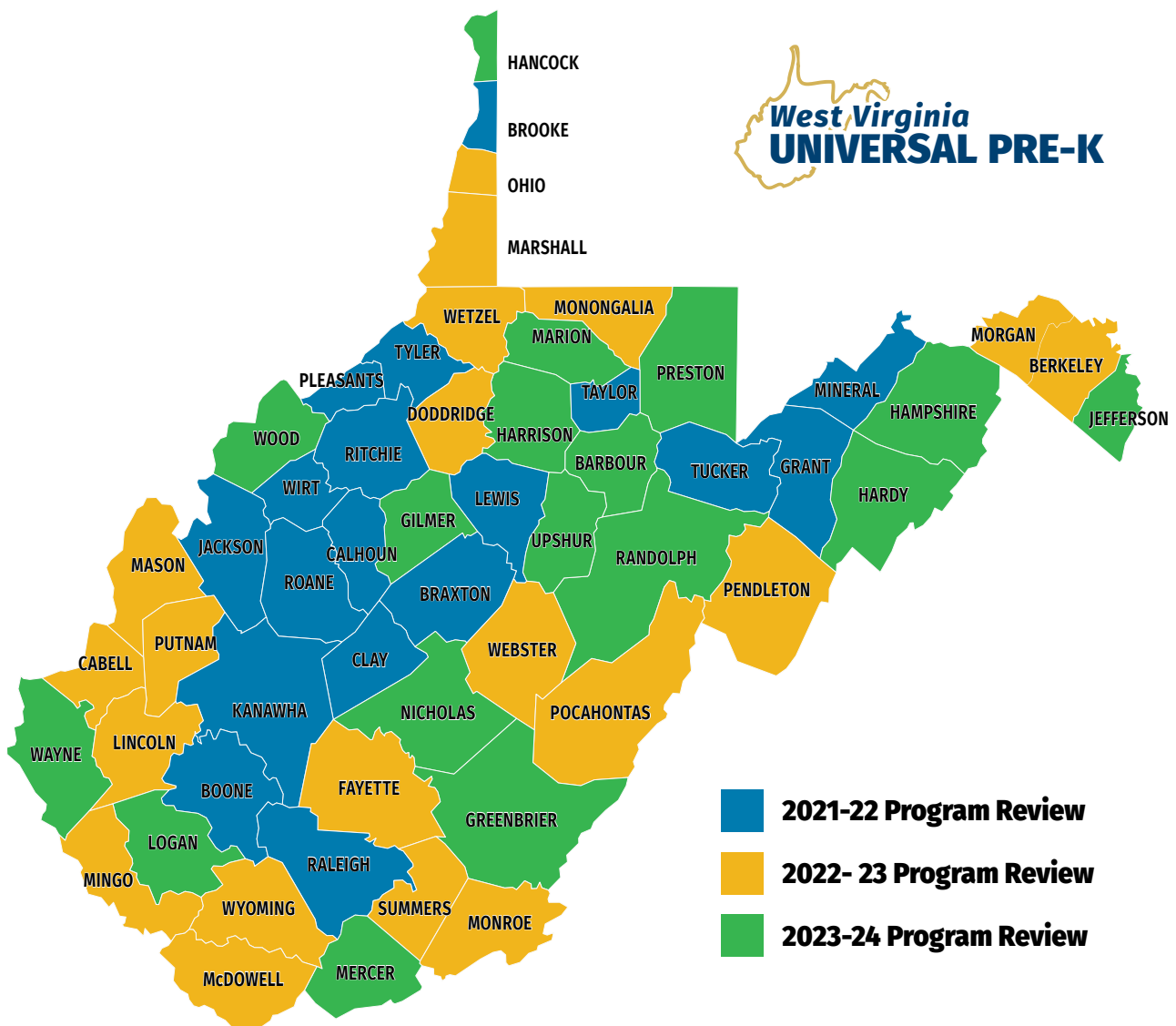
Collaboration Rate by County — School Year 2022-2023



WV Universal Pre-K Program Review

WVBE Policy 2525: West Virginia’s Universal Access to Early Education System requires that the WV Universal Pre-K Steering Team conduct a Pre-K Program Review of each county every three years. The purpose of the program review is to ensure counties continue to implement WV Universal Pre-K programs in alignment with policy and assist with each county’s continuous quality improvement process. Program reviews are designed to provide individualized technical assistance to county collaborative early childhood teams.

WV Universal Pre-K Triennial Program Review Schedule 2021-2024



WV Universal Pre-K Program Review Summary School Year 2023

The following includes commendations, recommendations, and required follow-up for each county reviewed during the 2022-2023 school year. Commendations identify strengths within each county pre-k program. Recommendations are provided to strengthen current county policies and procedures to meet WVBE Policy 2525. The required follow-up is included when a section of WVBE Policy 2525 is not evident through documentation and interviews. When required follow-up is indicated, timelines for corrections are also included, and the WV Universal Pre-K Steering Team is available to support the county collaborative early childhood team in developing program guidelines as part of their continuous quality improvement efforts.

The following counties reviewed during SY 2023 illustrated overall strengths in implementation of WVBE Policy 2525 and had no required follow-up to their WV Universal Pre-K Program Reviews:

- McDowell
- Monongalia
- Morgan
- Webster

Commendations

- **§126-28-3. School Readiness/§126-28.10. Transitions:** McDowell, Monongalia
- **§126-28-4. Collaborative Early Childhood Team:** Doddridge, Marshall, Mason, Monroe, Ohio, Webster
- **§126-28-5. Eligibility and Enrollment:** Lincoln, Mingo, Monroe, Wetzel, Wyoming
- **§126-28-6. Attendance:** Morgan, Wyoming
- **§126-28-8. Inclusive Settings:** Putnam
- **§126-28-9. Family Engagement:** Fayette
- **§126-28-11. Meals:** Cabell
- **§126-28-14. Child Guidance:** Monongalia
- **§126-28-17. Staff Training:** Monongalia
- **§126-28-18. Program Assessment and Continuous Quality Improvement:** Monongalia

Recommendations

- **§126-28-4. Collaborative Early Childhood Team:** Berkeley, Cabell, Doddridge, Fayette, Marshall, Mingo, Ohio, Pendleton, Summers
- **§126-28.5. Eligibility and Enrollment:** Lincoln, Mingo, Ohio, Pendleton, Webster, Wetzel
- **§126-28-6. Attendance:** Berkeley, Pocahontas
- **§126-28-7. Transportation:** Berkeley, Mason
- **§126-28-8. Inclusive Settings:** Marshall, Mingo, Monongalia, Morgan, Pendleton
- **§126-28-9. Family Engagement:** Berkeley, Fayette, Mason
- **§126-28-12. Health and Safety:** Berkeley, Cabell, Doddridge, Fayette, Lincoln, Marshall, Mason, Morgan, Ohio, Pendleton, Pocahontas, Putnam, Webster, Wetzel
- **§126-28-13. Environmental Design:** Cabell, Lincoln, Marshall, McDowell, Monroe, Ohio, Pendleton, Putnam, Summers, Wetzel, Wyoming
- **§126-28-14. Child Guidance:** Berkeley, Monroe, Wetzel
- **§126-28-15. Curriculum and Assessment:** Cabell, Doddridge, Fayette, Wetzel
- **§126-28-16. Personnel:** Mason



- **§126-28-17. Staff Training:** Doddridge, Fayette, Putnam, Summers
- **§126-28-18. Program Assessment and Continuous Quality Improvement:** Doddridge, Fayette, Marshall, Mingo, Summers, Webster, Wetzel
- **§126-28-19. Finance:** Berkeley, Cabell, Doddridge, Marshall, Morgan, Ohio, Pocahontas, Summers
- **§126-28-20. Program Oversight:** Fayette

Required Follow-Up

- **§126-28-3. School Readiness/§126-28.10. Transitions:** Berkeley, Pocahontas
- **§126-28-4. Collaborative Early Childhood Team:** Berkeley, Cabell, Marshall, Ohio, Pocahontas, Summers
- **§126-28.5. Eligibility and Enrollment:** Berkeley, Doddridge, Summers, Pocahontas
- **§126-28-6. Attendance:** Pocahontas, Summers
- **§126-28-7. Transportation:** Summers
- **§126-28-8. Inclusive Settings:** Berkeley
- **§126-28-9. Family Engagement:** Pocahontas
- **§126-28-11. Meals:** Lincoln, Pocahontas, Wyoming
- **§126-28-12. Health and Safety:** Summers, Wetzel
- **§126-28-13. Environmental Design:** Berkeley, Pocahontas
- **§126-28-14. Child Guidance:** Pocahontas
- **§126-28-15. Curriculum and Assessment:** Berkeley, Fayette, Lincoln, Marshall, Mingo, Monroe, Pocahontas, Summers
- **§126-28-16. Personnel:** Berkeley, Cabell, Marshall, Ohio, Putnam
- **§126-28-17. Staff Training:** Mason, Pendleton, Pocahontas
- **§126-28-18. Program Assessment and Continuous Quality Improvement:** Berkeley, Cabell, Mason, Pendleton, Pocahontas
- **§126-28-20. Program Oversight:** Berkeley, Pocahontas

2023 State of Preschool Yearbook: National Institute for Early Education Research (NIEER)

The State of Preschool Yearbook is a publication released by the National Institute for Early Education Research (NIEER) to track the funding, access, and policies of state-funded preschool programs. The annual yearbook seeks to improve the public’s knowledge and understanding of state efforts to expand the availability of high-quality education to young children. NIEER ranks states based on access for three and 4-year-olds, state and other spending to support the pre-k program, and measures each state’s pre-k policies against a checklist of ten research-based quality standard benchmarks. West Virginia is one of only a few states to meet at least nine of ten quality benchmarks. West Virginia’s profile is included below. The State of Preschool 2023 full annual report can be accessed at <https://nieer.org/yearbook/2023>.

NIEER West Virginia Rankings School Year 2023

ACCESS RANKINGS		RESOURCE RANKINGS		TOTAL BENCHMARKS MET
4-YEAR-OLDS	3-YEAR-OLDS	STATE SPENDING	ALL REPORTED SPENDING	
4 TH	20 TH	17 TH	15 TH	9



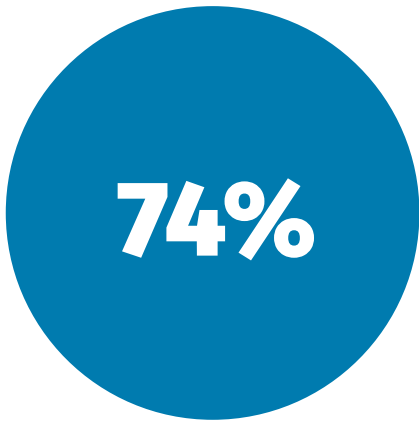
NIEER Quality Standards Checklist School Year 2022

Policy	WV Pre-K Requirement	Benchmark	State Requirement Meets Benchmark
Early learning & development standards	Comprehensive, aligned, supported, culturally sensitive	Comprehensive, aligned, supported, culturally sensitive	✓
Curriculum supports	Approval process & supports	Approval process & supports	✓
Teacher degree	BA	BA	✓
Teacher specialized training	ECE, CD, ECE SpEd	Specializing in pre-K	✓
Assistant teacher degree	CDA	CDA or equivalent	✓
Staff professional development*	15 hours/year; PD plans	For teachers & assistants: At least 15 hours/year; individual PD plans; coaching	
Maximum class size	20 (4-year-olds)	20 or lower	✓
Staff-child ratio	1:10 (3- & 4-year-olds)	1:10 or better	✓
Screening & referral	Vision, hearing, health, & more; Support services	Vision, hearing, health & at least one support service	✓
Monitoring/Continuous quality improvement system	Structured classroom observations (more than once/year); Improvement plan	Structured classroom observation; program improvement plan	✓
Total Benchmarks Met			9 of 10

*Staff professional development - WVBE Policy 2525 requires that all pre-k staff participate in 15 hours of professional learning annually based on needs determined in the county continuous quality improvement process, which includes program assessment data. Classrooms that are collaborative with Head Start are required to implement a research-based universal pre-k coaching model that utilizes educator self-assessments and data to identify strengths and areas of needed support as part of the CQI process. Further, it is recommended that all WV Pre-K classrooms include an effective pre-k coaching model as part of the CQI process to best support the individualized professional learning needs of education staff. Therefore, West Virginia meets part of the staff professional development NIEER Quality Standard.

2024 WV Universal Pre-K Snapshot

School Readiness-Participation

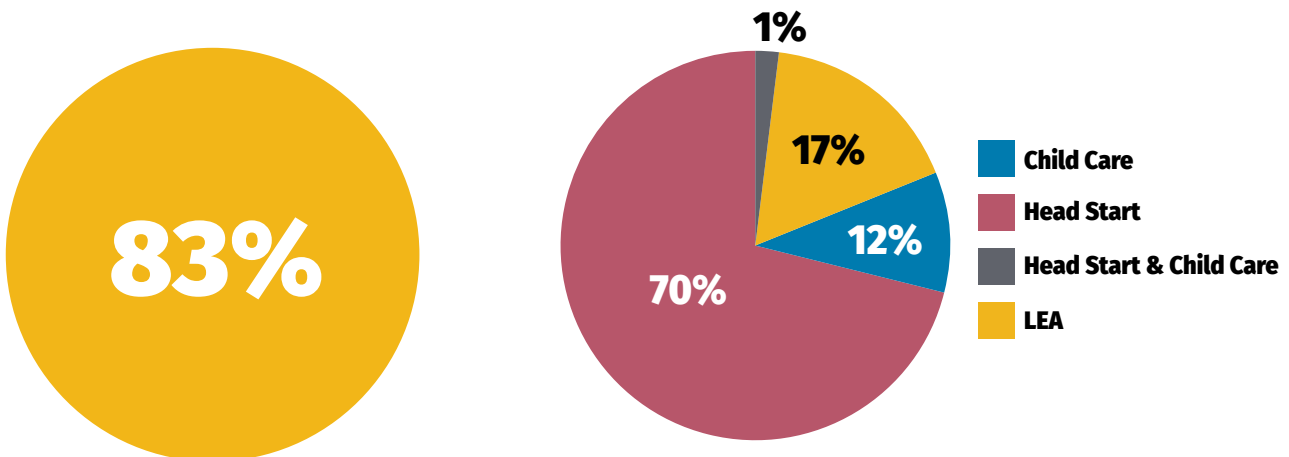


The participation rate is based on 2nd month enrollment collection of 5-year-old kindergarten enrollment for the 2024 school year compared to the four-year old pre-k enrollment from the 2023 school year.

Enrollment Comparison 2022-2023 and 2023-2024

Age	SY23 Total Enrollment	SY24 Total Enrollment	Enrollment Difference from 2023 to 2024	S23 Special Education Enrollment	SY24 Special Education Enrollment	Difference in Special Education Enrollment
Age 2	211	278	+67	211	278	+67
Age 3	1,178	1,311	+133	1,178	1,311	+133
Age 4	12,069	12,064	-5	1,433	1,653	+220
Ages 5 & 6	273	211	-62	121	100	-21
Total	13,731	13,864	+133	2,943	3,342	+399

WV Universal Enrollment Collaboration Rate 2024



WV Universal Pre-K Resources

West Virginia Code Chapter 18. Education. §18-5-44. Early childhood education programs

<https://code.wvlegislature.gov/18-5-44/>

West Virginia Board of Education Policy 2510 - Assuring Quality of Education: Regulations for Education Programs

<http://wvde.state.wv.us/policies/policy.php?p=2510&alt=1>

West Virginia Board of Education Policy 2525 - West Virginia's Universal Access to a Quality Early Education System

<http://wvde.state.wv.us/policies/policy.php?p=2525&alt=1>

West Virginia Board of Education Policy 2419 - Regulations for the Education of Students with Exceptionalities

<http://wvde.state.wv.us/policies/policy.php?p=2419&alt=1>

West Virginia Pre-K Standards (Ages 3-5)

<http://wvde.state.wv.us/policies/policy.php?p=2520.15&alt=1>



WV Universal Pre-K Steering Team Members

Contact the West Virginia Universal Pre-K Steering Team at WVPreKsteeringteam.wvde@k12.wv.us.

Janet Bock-Hager

Coordinator

jbockhager@k12.wv.us

304.558.8098

West Virginia Department of Education,
PK-12 Academic Support

Brittany Doss

WV Head Start State Collaboration Director

Brittany.N.Doss@wv.gov

304.993.5807

West Virginia Department of Human Services

Patricia Haynes

Early Care and Education Specialist

Patricia.L.Haynes@wv.gov

304.352.4544

West Virginia Department of Human Services

Lisa Fisher

Coordinator

lmray@k12.wv.us

304.558.8098

West Virginia Department of Education,
PK-12 Academic Support

Notes



Michele L. Blatt
West Virginia Superintendent of Schools