



## Form 19: In-State Professional Administrative Certificate

Office of Certification  
REVISED: May 6, 2026

### Overview

The Office of Certification created this user guide to provide detailed instructions for candidates to apply for an **Initial In-State Administrative Application** after completion of an approved preparation program in West Virginia through the WVEAP online system.

### Certification Registration

To apply, you must have already completed the Certification Portal registration process. For instructions on how to register, please see the Certification Registration User Guide.

### Applicant Dashboard

The **Applicant Dashboard** consists of two sections: **Applications** (pending and history) and **Credentials** (current WVDE files).

The screenshot shows the "Applications" section of the dashboard. It displays "3 Active Applications" in a table with columns for Application Type, Date Submitted, Date Resolved, Status, and Holds. Each application row includes a progress bar and a "View" button. At the bottom, there are buttons for "View Recent Application History" and "Create New Application".

Application Type	Date Submitted ^	Date Resolved ^	Status	Holds
Form 201 Original Teacher	07/20/2016		Send Back	View
Form 201 Original Teacher	08/18/2016		Pending Institution	View
Form 201 Original Teacher	10/21/2016		Pending Institution	View

View Recent Application History      Create New Application

## Creating an Application

1. On the Dashboard, select **Create New Application**.
2. Under Choose Action, select **Apply for Licensure**.
3. Under License Type, select **Administrator**.
4. Select, **yes if you have completed an administrator preparation program at a West Virginia IHE**. Selecting NO will stop the application and make you ineligible for an administrative certificate.
5. Select, **Professional Administrative Certificate**
6. Select, **after completion of an educational preparation program from an accredited college or university in West Virginia**.
7. Select your United States **Citizenship Status**.
  - Note: If you are not a U.S. Citizen, you must provide work authorization documentation in the "Supporting Documents" section.
8. Click **Start Application**.

### Start Application

Use this form when applying for certification upon completion of an teacher preparation program from a regionally accredited institution of higher education in West Virginia.  
[Download Applicant Consent/Release of Background Results](#)

## Application Sections

### Applicant Information

Once you have started your application you can click edit to edit any personal information that is incorrect or request a name change.

### Applicant Information

*First Name	Alyssa	*Primary Phone	304-558-7010
Last Name	Test	Secondary Phone	
Middle Initial		*Email	alyssa@test.takashi.com
Previous Last Name		*Street Address	1900 Kanawha Blvd E
Gender	F	Street Address 2	
US Citizen	Yes	*City	Charleston
Certification ID	T1A14800369	*State	West Virginia
US Veteran	No	*Zip Code	25305
		*Country	United States

Request Name Change

## Legal Disclosures and Background Information

Candidates must answer **Yes** or **No** to all legal disclosure questions.

**Legal Disclosures**  
You must click "Yes" or "No" to every question prior to submitting your application. If you answer "Yes", please complete the required fields and upload supporting documentation if applicable.

**Question 1**

Have you ever had adverse action taken against any application, certificate, or license in any state? Adverse action includes but is not limited to the following: letter of warning, reprimand, denial, suspension, revocation, voluntary surrender or cancellation.

**Question 2**

Have you ever been disciplined, reprimanded, suspended, or discharged from any employment because of allegations of misconduct?

**Question 3**

Have you ever resigned, entered into a settlement agreement, left employment as a result of alleged misconduct, or otherwise left employment while allegations of misconduct were pending?

**Question 4**

Is any action now pending against you for alleged misconduct in any school district, court, or before any educator licensing agency?

**Question 5**

Have you ever been arrested, charged with, convicted of, or are currently under indictment for a felony?

**Question 6**

Have you ever been arrested, charged with or convicted of a misdemeanor? (For the purpose of this application, minor traffic violations should not be reported.) Charges or convictions for driving while intoxicated (DWI) or driving under the influence of alcohol or other drugs (DUI) must be reported.

- **Reporting Requirements:** You must report all background information even if it was previously mailed to the WVDE.

- **Submitting a "Yes" Answer:** You must provide the Occurrence Date, Title, a brief Narrative, and upload Supporting Files.

Question 1 No Yes

Have you ever had adverse action taken against any application, certificate, or license in any state? Adverse action includes but is not limited to the following: letter of warning, reprimand, denial, suspension, revocation, voluntary surrender or cancellation.

**Add New Disclosure**

Occurrence Date:

Title:

Narrative:

Please check box if this legal disclosure was previously reported using a paper form and mailed to the WVDE.

Supporting Files:

**Add Disclosure**

- Clicking the **Select files** button allows the candidate to upload documentation which will be submitted to the WVDE along with the rest of the application.
- Once all the information has been entered and files are uploaded, click the add disclosures button to add the legal disclosure.
- Once added, the candidate will see the view disclosures details button allowing the candidate to view and edit the legal disclosure prior to submitting for approval.

Question 1 Why can't I change my answer? No Yes

Have you ever had adverse action taken against any application, certificate, or license in any state? Adverse action includes but is not limited to the following: letter of warning, reprimand, denial, suspension, revocation, voluntary surrender or cancellation.

**View Disclosures Details**

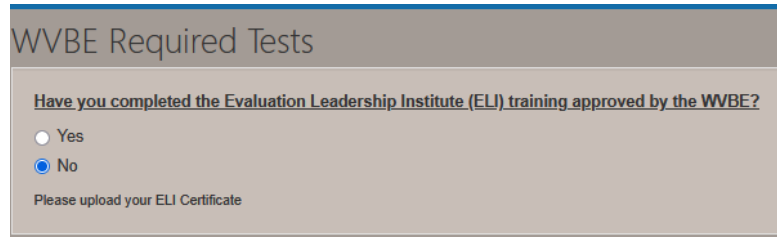
Date	Title	Previously Disclosed	Status
Jan 2016	Short description of adverse action goes here	No	No <b>Yes</b> <b>Edit</b>

**Add New Disclosure**

- **Editing:** You may view and edit disclosures prior to submission, but they cannot be changed once submitted for approval.

## WVBE Required Tests, County Information, Institution Information, and Work Experience in Education

1. Select, yes or no, if you have completed the on-line evaluation leadership institute.



WVBE Required Tests

Have you completed the Evaluation Leadership Institute (ELI) training approved by the WVBE?

Yes

No

Please upload your ELI Certificate

2. Select the employing county if the candidate is employed in any manner of a public school district, multi-county CTE center, WVSDT, WVSDB, MDESC, EPIC, or the Diocese of Wheeling/Charleston in West Virginia.
  - Note: Candidates not employed with any of the previously stated entities in West Virginia will select, I am not currently employed in the last 12 months with any of the school systems listed.



County Information

Are you employed or have you been employed by a WV school system in the last 12 months?

County

Select County

3. Select the institution where the administrative preparation program was completed in West Virginia.



Institution Information

College/University

If your institution is not listed please contact WVBE (304-556-7010) or toll free 1-800-952-2376

Marshall U

4. Select, add work experience for full-time experience in education and answer yes. *Note: Answering no, will not allow the candidate to receive certification.*



Work Experience in Education

Review WVBE Policy 5202

Please upload in the support document section verification letters from your employer to verify your experience and job title for Management Level Experience in Out-of-State Educational Experience

Do you have a minimum of three (3) years teaching experience or management level experience?  Yes  No

Type	Start	End	State	District	Employer	Assignment Position	Grade	Last Action	Verified
No Work Experience Found									

Add Work Experience

5. Enter in the state date an end date of the work experience, making sure to use the format DD/MM/YYYY.
  - Note: If you are still employed in the position enter the date the school year ends for the end date.
6. Specific assignment is the subject taught.
7. Grade levels are the grades taught.
8. State is where the position was located.
9. Select out-of-state for employing district.
10. Enter the name of the school.
11. Select, **add**.

**Add Work Experience**

Experience Type  
 Education Experience

Start Date  
 7/1/2021

End Date  
 6/30/2026

Specific Assignment  
 BUSINESS EDUCATION

Grade Level Assignment  
 9-12

State  
 Alaska

Employing District  
 Out of State

Employer (District & School Name)  
 KODIAK HIGH SCHOOLS

Cancel Add

## Supporting Documents

Add any required files (e.g., Name Change). **Do not upload official academic transcripts.** Official transcripts must be sent by the college or university or the county certification official.

**Supporting Documents**

Not all supporting documents listed are required for every application. For example, if you are being recommended by a county school system, college/university, or other entity of employment, you are not required to submit a form 4B.  
 If transcripts are a requirement for this application, transcripts may be sent to the county certification officer to be uploaded with your application or sent to WVDE Certification Services from the college or university. If the college/university provides the option of e-accepts, your transcripts can be electronically sent to [cert.transcripts@wvde.gov](mailto:cert.transcripts@wvde.gov).  
 Original seal-bearing transcripts are to be mailed directly or e-scripted to WVDE Certification Services or submitted to the county/entity of employment to be uploaded with your application.  
 Please upload only those documents that are required to process your application.

**Add New File**

Document Type  
 Choose One

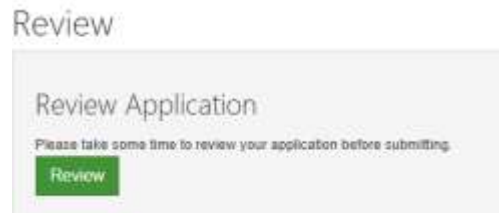
Upload Document  
 File Size must be less than 1 MB

Select files...

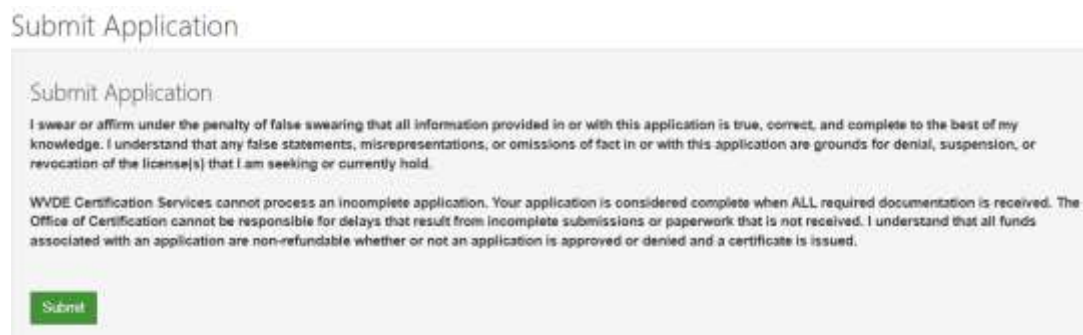
**No Supporting Documents**

## Review and Submit

1. Click **Review** to verify all data in your application.



2. Once you have reviewed your application and resolved any errors, click **Submit**.



## Payment

Payments for electronic applications can be made online through the certification portal. Once your electronic application is approved in the system, you will receive an email notification for payment. For detailed instructions on how to make a payment, please see the EAPP Payment User Guide.

*Please note: You can only make a payment once the application status is **Pending Payment**.*

## Processing

Your application will be routed to the Office of Certification for processing, and the status will state **Pending Application**. Once the application has been received by our office, the status will change to **WVDE Pending**. If anything is needed, you will be notified via the email address that was entered on your application.