


S U C C E S S I S O N T H E M E N U



WEST VIRGINIA
OFFICE OF CHILD NUTRITION
Scorecard FY2014

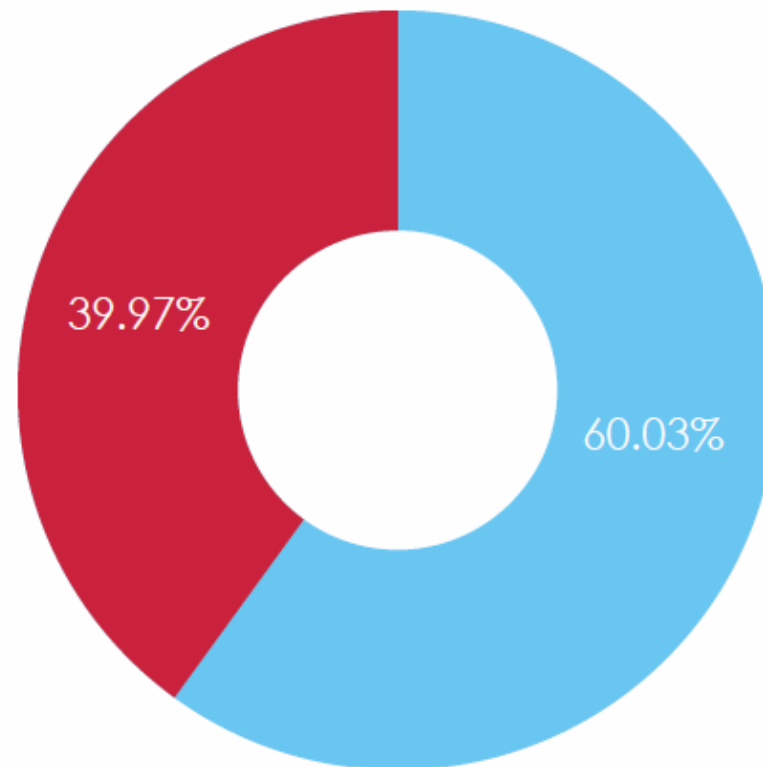




CHILDHOOD HUNGER IN WEST VIRGINIA

Childhood hunger in West Virginia is more prevalent today than ever. More than 1 in 5 West Virginia children live in a household that does not have sufficient access to food. 60% of West Virginia school-aged children qualify for free or reduced priced school meals. That's 173,383 children whose family household income is below or nearly below the federal poverty level. Often times, the meals provided at school are the only nutritious meals that these children receive daily. Without adequate access to food these children are at risk for health problems, obesity, nutrient deficiencies, and difficulties with learning and discipline that can echo throughout a lifetime.

2014 Student Eligibility

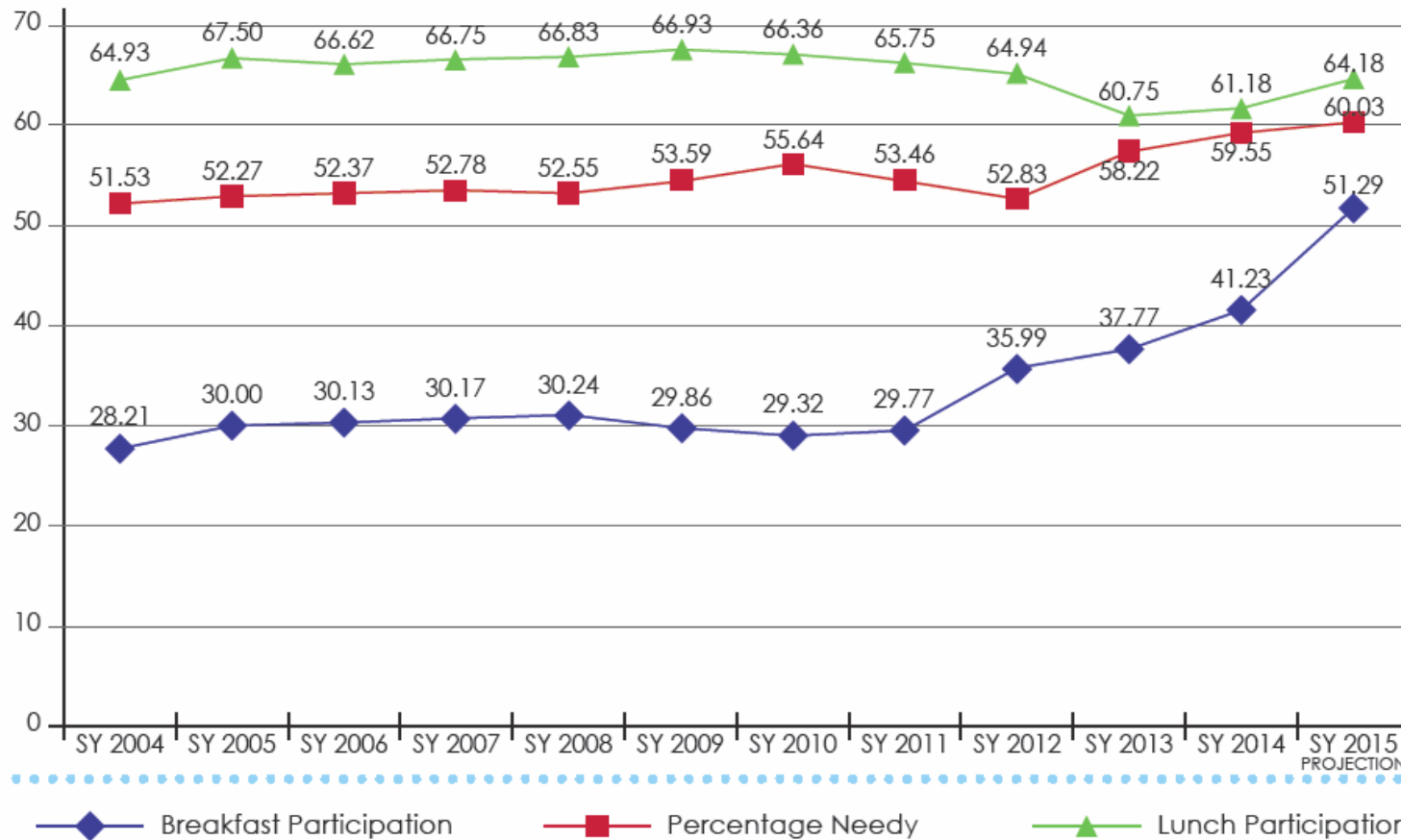


Free & Reduced Price Eligible

Full Paid

HISTORICAL PERFORMANCE

Based on trend data, it is projected that there will be over a 10 percent increase in breakfast participation for School Year (SY) 2015:



WEST VIRGINIA FEED TO ACHIEVE

To address the issue of childhood hunger throughout our state, the West Virginia Legislature passed Senate Bill No. 663 in April 2013, creating the West Virginia Feed to Achieve Act. The bill, sponsored by Senator John R. Unger, was signed into law by Governor Earl Ray Tomblin. It focuses on improving the nutrition, physical activity and health of West Virginia's children. The need for the bill was simple: every child needs nutritious meals in order to achieve his or her potential. The West Virginia Feed to Achieve Act has insured that every school-aged child is given the nutritious meals that their growing bodies require in order to succeed in life.



West Virginia is the first state in the nation to pass and implement into law a bill that puts children's health and nutrition in the forefront of education. Research has found that students who participate in school breakfast show improved attendance, behavior, standardized achievement test scores as well as decreased tardiness^{1,2}. The Feed to Achieve Act has realigned breakfast with the instructional day, giving every student the chance to eat a school breakfast. With this law, the West Virginia Legislature recognized the connection between student health and academic success.



INNOVATIVE BREAKFAST DELIVERY STRATEGIES

- **Grab-N-Go Breakfast**

Grab-N-Go Breakfasts are meals that are prepared then packaged individually in ready-to-go bags. The students may pick up their bagged breakfast and then consume these meals in the setting of their school's choosing.

- **Breakfast in the Classroom**

Breakfast in the Classroom allows students the opportunity to eat together in a classroom setting. Students consume their meals at their desks during the first 10 - 15 minutes of the school day.

- **Breakfast After First**

Breakfast After First is served following the first instructional period or during a dedicated nutrition break.





HIGHEST MEAL PARTICIPATION RATES COUNTY LEVEL DATA — OCTOBER 2014

Breakfast

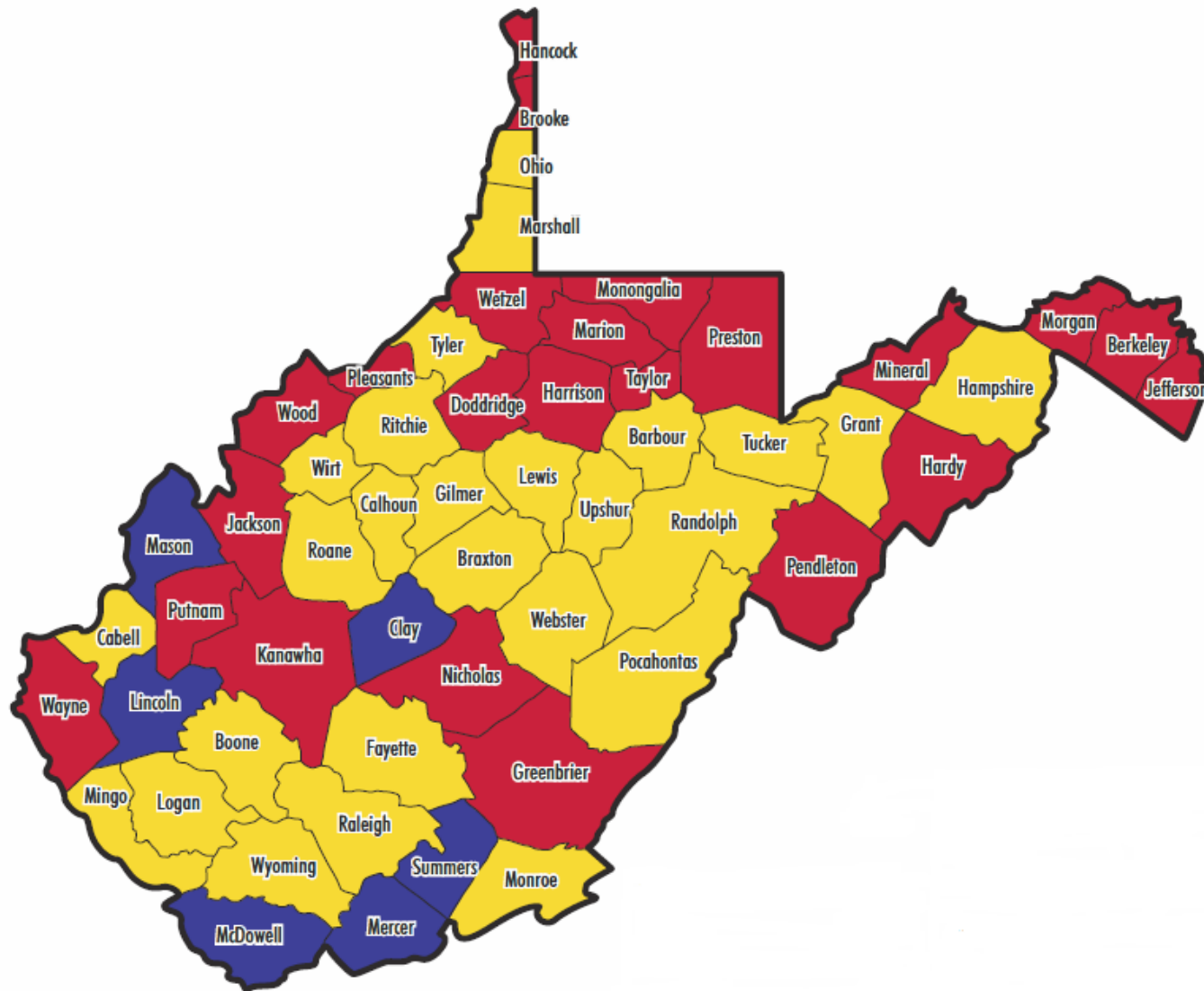
1. Mason 87.16%
2. Mercer 81.92%
3. McDowell 77.46%
4. Lincoln 77.41%
5. Summers 75.34%
6. Clay 75.22%
7. Randolph 72.76%
8. Mingo 71.56%
9. Calhoun 71.36%
10. Braxton 70.26%


Lunch


1. Calhoun 82.89%
2. McDowell 81.90%
3. Clay 80.70%
4. Summers 80.12%
5. Tyler 80.05%
6. Ritchie 78.63%
7. Lincoln 77.35%
8. Morgan 77.09%
9. Marshall 74.91%
10. Randolph 74.47%




SCHOOL BREAKFAST PARTICIPATION REPORT



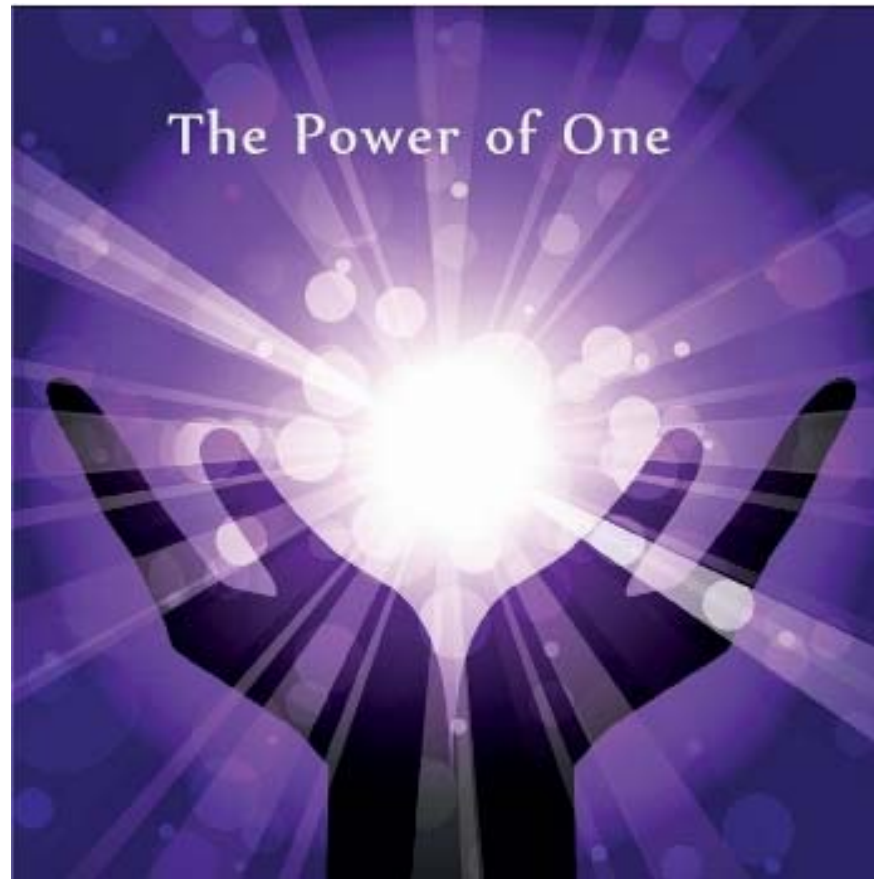
 Counties that are feeding 75% or more of their students.

 Counties that are feeding less than 75% but more than 50% of their students.

 Counties that are feeding less than 50% of their students.



COMMUNITY ELIGIBILITY PROVISION





WV CEP Implementation

- USDA initiated pilot in SY 2011-2012
 - WV was not selected to participate but.....
 - We did it anyway – WV Universal Free Meals Pilot Project



WV CEP Implementation

- WV selected to be part of the pilot in SY 2012-2013
 - WV didn't pilot the project... we implemented it!



COMMUNITY ELIGIBILITY PROVISION

- Provision provides an alternative to household applications for free and reduced price meals in high poverty local educational agencies (LEAs) and schools.
- LEA or schools electing the Provision agree to serve all students free lunches and breakfasts for four successive school years.
- Meal program claims are based on the percentage of identified students multiplied by a factor of 1.6.



Who are the Identified Students?

- Identified students are defined as the students certified for free meals not through the submission of individual applications.
- This definition includes students directly certified through SNAP, TANF, and FDPIR participation as well as homeless on the liaison list, Head Start, pre-K Even Start, migrant youth, runaways, and non-applicants approved by local officials. Foster children certified through means other than an application are also included.

Students who are categorically eligible based on submission of a free and reduced price application are not included.



School Eligibility Requirements

- The 40% threshold may be determined school-by-school, by a group of schools within the LEA, or in the aggregate for an entire LEA.

$$\% \text{ of identified students} = \frac{\text{Number of identified students as of April 1}}{\text{Total enrollment as of April 1}} \times 100$$

- This percentage multiplied by 1.6 will be the percentage of total meals served reimbursed at the Federal free rate.



Reimbursement

- The percentage of identified students as of April 1st of the prior year is multiplied by 1.6 to determine the percentage of meals reimbursed at the Federal free rate.
- The remaining percentage of meals not covered under the Provision will be reimbursed at the Federal paid rate.
- Any meal costs in excess of the total Federal reimbursement must be covered through non-Federal sources

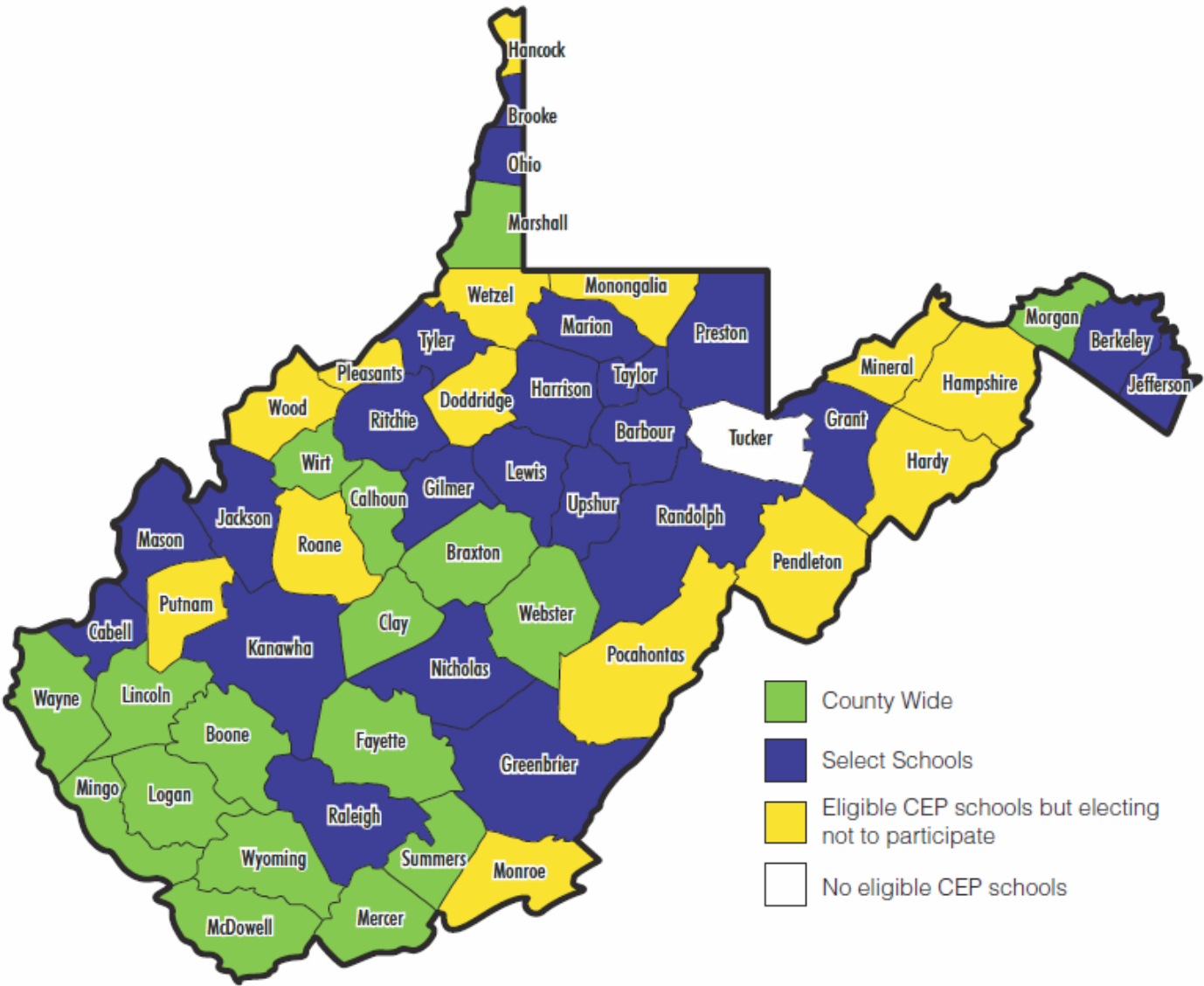


Direct Certification

- Statewide Eligibility and Point of Service System
 - Conduct weekly matches
 - Allows us to provide districts/schools with their certified Identified Student Percentage and corresponding % needy rates



COMMUNITY ELIGIBILITY PROVISION



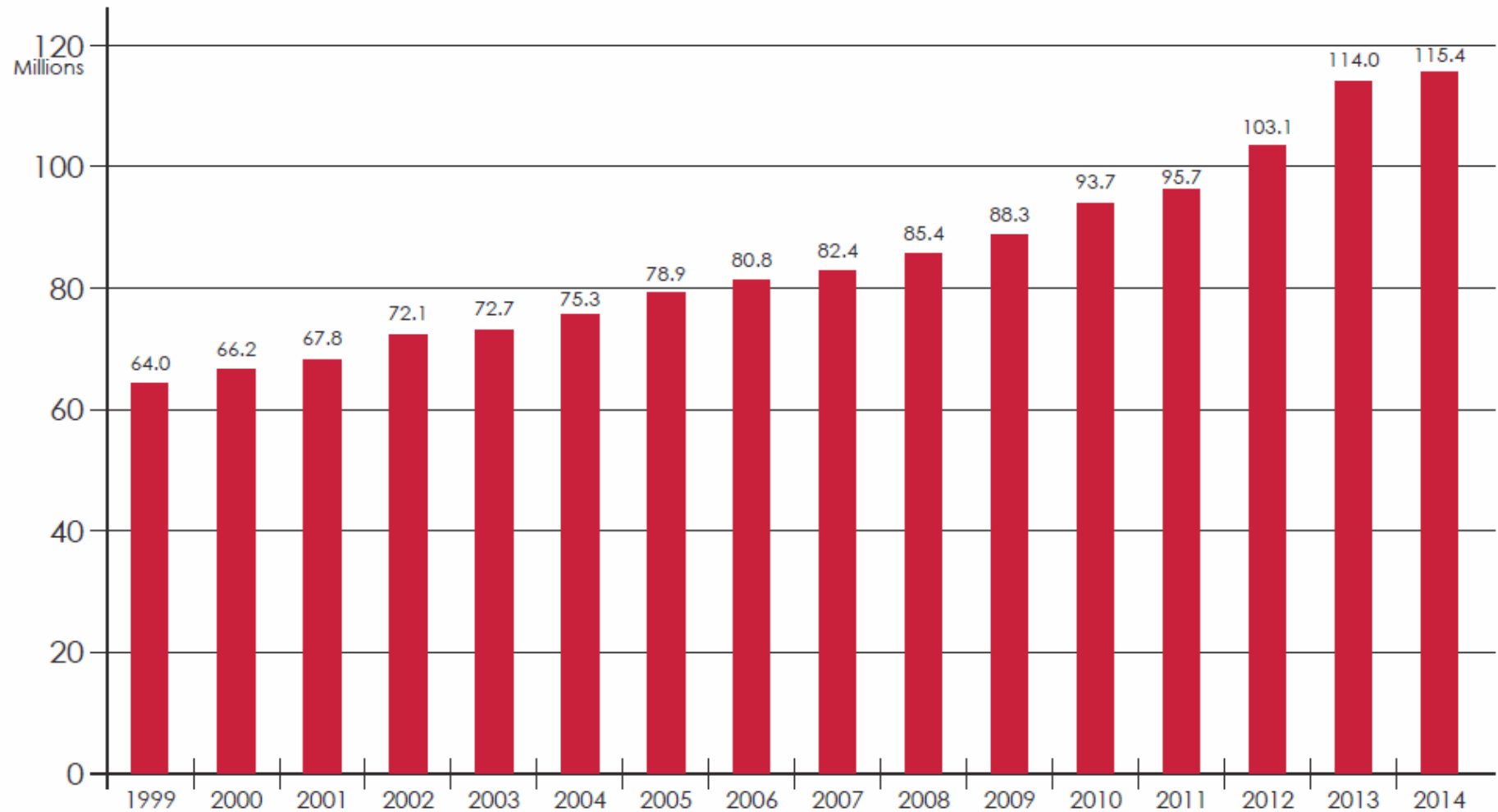


COMMUNITY ELIGIBILITY PROVISION

	SY 2012-2013	SY 2013-2014	SY 2014-2015
Number of counties with at least one CEP eligible school	54	52	54
Number of counties participating in CEP	35	39	40
Number of counties implementing CEP countywide	11	14	17
Number of schools participating	283	335	374
Number of students impacted	90,000	>110,000	128,041



West Virginia Office of Child Nutrition Federal Funding Trend Analysis



WEST VIRGINIA RANKS #1 IN THE NATION

The Food Research and Action Center (FRAC) has ranked West Virginia as the top performing state in the country for serving school breakfast in the 2013-2014 school year. Last school year, West Virginia served 20.1 million public school breakfasts, feeding an average of 117,000 students daily. According to FRAC, West Virginia had the highest ratio of low-income students participating in the School Breakfast Program (SBP) compared to the National School Lunch Program (NSLP). West Virginia, along with New Mexico and the District of Columbia, were the only states or districts to meet FRAC's challenging goal to have 70 low-income students participate in school breakfast per 100 students in school lunch.



FRAC's Top Ten Performing States in School Breakfast

STATE	RATIO OF STUDENTS IN SBP TO NSLP	RANK
West Virginia	73.8	1
New Mexico	71.5	2
District of Columbia	70.0	3
South Carolina	64.1	4
Kentucky	62.7	5
Tennessee	62.1	6
Texas	62.0	7
Vermont	61.3	8
Maryland	59.9	9
Arkansas	59.5	10

FRAC is known as the leading national organization working for more effective public and private policies to eradicate domestic hunger and under-nutrition. This ranking is based off of data collected from the United States Department of Agriculture (USDA) and an annual survey of state child nutrition officials conducted by FRAC.

Questions?





Contact Information

USDA Food and Nutrition Service
USDA Foods Mailbox
USDAFoods@fns.usda.gov

Richard Goff, MBA

Executive Director
Office of Child Nutrition
West Virginia Department of Education
Building 6, Room 252
1900 Kanawha Boulevard East
Charleston, WV 25305-0330
Work: (304) 558-3396
Cell: (304) 419-4121
E-mail: rjgoff@k12.wv.us
Department website: wvde.state.wv.us





Contact Information

Tony Crago, CPA

Coordinator

Office of Child Nutrition

West Virginia Department of Education

Building 6, Room 252

1900 Kanawha Boulevard East

Charleston, WV 25305-0330

Work: (304) 558-2709

Cell: (304) 552-0806

E-mail: acrago@k12.wv.us

Department website: wvde.state.wv.us