

West Virginia School Readiness **Profile** 2012



**WEST VIRGINIA BOARD OF EDUCATION
2012-2013**

L. Wade Linger Jr., President
Gayle C. Manchin, Vice President
Robert W. Dunlevy, Secretary

Thomas W. Campbell, Member
Tina H. Combs, Member
Michael I. Green, Member
Lloyd G. Jackson II, Member
William M. White, Member

Paul L. Hill, Ex Officio
Chancellor
West Virginia Higher Education Policy Commission

James L. Skidmore, Ex Officio
Chancellor
West Virginia Council for Community and Technical College Education

James B. Phares, Ex Officio
State Superintendent of Schools
West Virginia Department of Education

Foreword

Dear Early Childhood Stakeholders,

As the West Virginia Department of Education's Office of Early Learning continues to embed the Ready, Set, Go! West Virginia Comprehensive Model for School Readiness and Transitions into programs throughout the state, we are pleased to provide you with this copy of the inaugural edition of the West Virginia School Readiness Profile. Thanks to an ongoing collaboration between the West Virginia Department of Education's (WVDE) Office of Early Learning and Office of Information Systems, this publication details various types of programmatic and child outcome data available to county collaborative early childhood teams to assist with the establishment of school readiness goals at the county level.

Providing developmentally appropriate programming for young children helps establish the building blocks for life that are necessary to eventually achieve college and career readiness. Developing strong dispositions to learning at an early age, along with a love of reading and learning about the world around them, are among the most powerful tools we can help the children we serve to acquire.

This profile also embeds the work of West Virginia's Universal Pre-K program and highlights the strong collaboration between the WVDE, the West Virginia Department of Health and Human Resources and West Virginia Head Start programs. It is the intent that this profile serves as a unique, meaningful tool for county collaborative early childhood teams as they design goals based around the West Virginia Board of Education's existing framework to support school readiness and transitions.

It is my pleasure to offer this profile to you as we continue to improve our practice of offering the most appropriate services and educational experiences to our state's youngest learners.

Sincerely,

A handwritten signature in black ink, appearing to read "James B. Phares".

James B. Phares, Ed.D.
State Superintendent of Schools

Table of Contents

5	Acknowledgements
6	Purpose/Introduction
7	Defining School Readiness in WV
9	An Overview of WV Universal Pre-K
13	Data-driven School Readiness Decisions
14	Roadmap to the County Profile Pages
14	Early Childhood Program Profile
15	Potential Uses for Early Childhood Program Profile Data
16	Child Outcome Data
19	Understanding Child Outcomes
21	Potential Uses for Child Outcome Data
22	Kindergarten Entry Health Data
22	Potential Uses for Kindergarten Entry Health Data
23	West Virginia Profile
24	County Profiles
26	Barbour County
28	Berkeley County
30	Boone County
32	Braxton County
34	Brooke County
36	Cabell County
38	Calhoun County
40	Clay County
42	Doddridge County

Table of Contents

44	Fayette County
46	Gilmer County
48	Grant County
50	Greenbrier County
52	Hampshire County
54	Hancock County
56	Hardy County
58	Harrison County
60	Jackson County
62	Jefferson County
64	Kanawha County
66	Lewis County
68	Lincoln County
70	Logan County
72	Marion County
74	Marshall County
76	Mason County
78	McDowell County
80	Mercer County
82	Mineral County
84	Mingo County
86	Monongalia County
88	Monroe County
90	Morgan County

Table of Contents

92	Nicholas County
94	Ohio County
96	Pendleton County
98	Pleasants County
100	Pocahontas County
102	Preston County
104	Putnam County
106	Raleigh County
108	Randolph County
110	Ritchie County
112	Roane County
114	Summers County
116	Taylor County
118	Tucker County
120	Tyler County
122	Upshur County
124	Wayne County
126	Webster County
128	Wetzel County
130	Wirt County
132	Wood County
134	Wyoming County
136	Summary
136	Resources

Acknowledgements

The West Virginia Department of Education's Office of Early Learning would like to thank the following entities for their assistance with the development of the 2012 WV School Readiness Profile:

West Virginia Board of Education

Early Childhood Advisory Council of West Virginia

National Institute for Early Education Research

West Virginia Department of Education Office of Assessment and Accountability

West Virginia Department of Education Office of Communications

West Virginia Department of Education Office of Federal Programs

West Virginia Department of Education Office of Healthy Schools

West Virginia Department of Education Office of Information Systems and Technology

West Virginia Department of Education Office of Research

West Virginia Department of Education Office of Special Programs

West Virginia Head Start State Collaboration Office

West Virginia Department of Health and Human Resources Division of Early Care and Education

Purpose/Introduction

Nationally, a philosophical shift of looking at school readiness as indicative of children's holistic development across domains has gained momentum. As states continue to increase access to programming for four-old-children each year, the ability to capture the status of children at kindergarten entry across a variety of domains continues to evolve.

Historically, school readiness has referred to a child's attainment of a certain set of emotional, behavioral, and cognitive skills needed to learn, work, and function successfully in school. This thinking often places an undue burden on children by expecting them to meet the expectations of school. In West Virginia, however, school readiness efforts are supported by the **Ready, Set, Go! WV Comprehensive Framework for School Readiness and Transitions**. This framework encompasses not just the child, but how families, schools, and communities can support the developmental progression of children as they transition into kindergarten, regardless of their prior experiences or current abilities.

A wealth of data is now available to the WVDE and collaborative partners regarding both programmatic and child outcomes of the WV Universal Pre-K Program. These data can be shared with those in counties who make decisions regarding strategic planning, programming, curriculum, professional development, and other components of a comprehensive early childhood education approach.

This edition of the WV School Readiness Profile provides information for individual counties as they continue to refine practices that support school readiness throughout their early childhood and early elementary programs. The intent of this resource is not to dictate school readiness goals for county collaborative early childhood teams, but instead to provide data to assist teams as they develop school readiness goals.

Defining School Readiness in WV

West Virginia defines school readiness as a stage of transition that encompasses the child's various learning experiences and general knowledge, physical well-being, social and emotional development, and familiarity and ease with expressing themselves and understanding language. Children develop holistically and at individual rates which are largely impacted by previous experiences beginning at birth. As a result, children enter school with varied levels of skill and learning experiences. These variances are further impacted by the resources children have access to prior to entering school including home, family and community supports.

Additionally, each child's degree of readiness differs and is highly individualized. School readiness also entails the capacity of schools to be prepared to serve all children effectively regardless of a child's individual developmental level in each of the five key developmental domains, resulting in a holistic view and approach to school readiness. The key developmental domains include health and physical development, social and emotional development, language and communication, cognition and general knowledge, and a child's individual approaches to learning.

Defining School Readiness in WV

School readiness efforts in West Virginia are articulated through the **Ready, Set, Go! WV Comprehensive Framework for School Readiness and Transitions**. This framework serves as a vehicle to assist county collaborative early childhood teams, as well as administrators, educators, families, and other stakeholders to better understand the approaches behind a comprehensive approach to school readiness. The framework is reflected below:

Ready, Set, Go! WV Comprehensive Framework for School Readiness and Transitions



The intent of the Ready, Set, Go! WV resource (found in references) is to help provide county collaborative early childhood teams a frame of reference as they assist communities, schools, and families to understand how to best support young children throughout the early childhood system.

An Overview of WV Universal Pre-K

West Virginia's school readiness efforts are largely reflected in the state's Universal Pre-K Program. West Virginia's commitment to providing high-quality pre-k opportunities for all 4-year-olds, as well as all 3-year-olds with an Individualized Education Plan (IEP), was solidified by the 2002 development of §18-5-44, early childhood education programs leading to the development of **West Virginia Board of Education Policy 2525 : *West Virginia's Universal Access to a Quality Early Education System***. This WVBE Policy was designed to support ongoing collaboration with the WV Department of Health and Human Resources and federally-funded Head Start Programs to offer no-cost, high-quality pre-k services for children of all interested families.

Major components of WVBE Policy 2525 proposed:

- By 2012-13 all 4 year old children, as well as 3 year old children with an IEP, will have access to a quality Universal Pre-k program.
 - **WV Universal Pre-K enrollment was 15,268 children in 2011-12.**
- In order to support counties in the effort to maximize existing resources, 50% of the classrooms are to be collaborations with community partners.
 - **During 2011-12 , 72% of the classrooms were in collaboration with community partners, far surpassing the original 50% mandate.**
- Funding for Universal Pre-k is part of the State School Aid Funding Formula.
 - **As enrollment increases, funding to implement increases – FY2012 Total State Aid funding generated by Pre-k was over 85 million dollars (in addition to Federal Head Start and Child Care funding).**

An Overview of WV Universal Pre-K

Ten years after the inception of WVBE Policy 2525, the WV Universal Pre-K Program is a national leader in offering universal access and comprehensive services in all 55 counties. The National Institute for Early Education Research (NIEER) notes that West Virginia's Universal Pre-K Program offers 8 of 10 quality benchmarks indicative of high-quality programming. The benchmarks are reflected below:

NIEER Quality Standards Checklist - WV Met 8 of 10 for 2011 Yearbook				Targets
Policy	State Pre-K Requirement	Benchmark	Does Requirement Meet Benchmark?	
1. Early learning standards	Comprehensive	Comprehensive	✓	✓
2. Teacher degree	BA (pre-K only programs) AA (blended programs) ²	BA	No	2013
3. Teacher specialized training	See footnotes ³	Specializing in pre-K	✓	✓
4. Assistant teacher degree	HSD	CDA or equivalent	No	2014
5. Teacher in-service	15 clock hours	At least 15 hours/year	✓	✓
6. Maximum class size 3-year olds 4-year olds	20 20	20 or lower	✓	✓
7. Staff-Child ratio 3-year olds 4-year olds	1:10 1:10	1:10 or better	✓	✓
8. Screening/referral and support services	Vision, hearing, health, developmental, dental; and support services ⁴	Vision, hearing, health; and at least 1 support service	✓	✓
9. Meals	Depend on length of program day ⁵	At least 1/day	✓	✓
10. Monitoring	Site visit and other monitoring	Site visits	✓	✓

² If the classroom is in a community collaborative (supported by two or more funding sources and located in a public school or community-based setting), the teacher may be on permit, provided that the teacher has at least an Associate's degree in an approved field and is working toward certification. Teachers may be on permit for up to 5 years.

³ Teachers in public school settings that are not collaborative must be certified in Birth-5, Early Childhood Education, Preschool Special Needs, or Elementary Education (with a Pre-K/K endorsement). Teachers in community collaborative settings must have a degree in Child Development/Early Childhood or in Occupational Development with an emphasis in Child Development/Early Childhood.

⁴ Support services include two annual parent conferences or home visits, transition to kindergarten activities, and other locally determined services.

⁵ Meals must be offered if the program operates for more than 4 hours per day.

(Adapted from www.nieer.org)

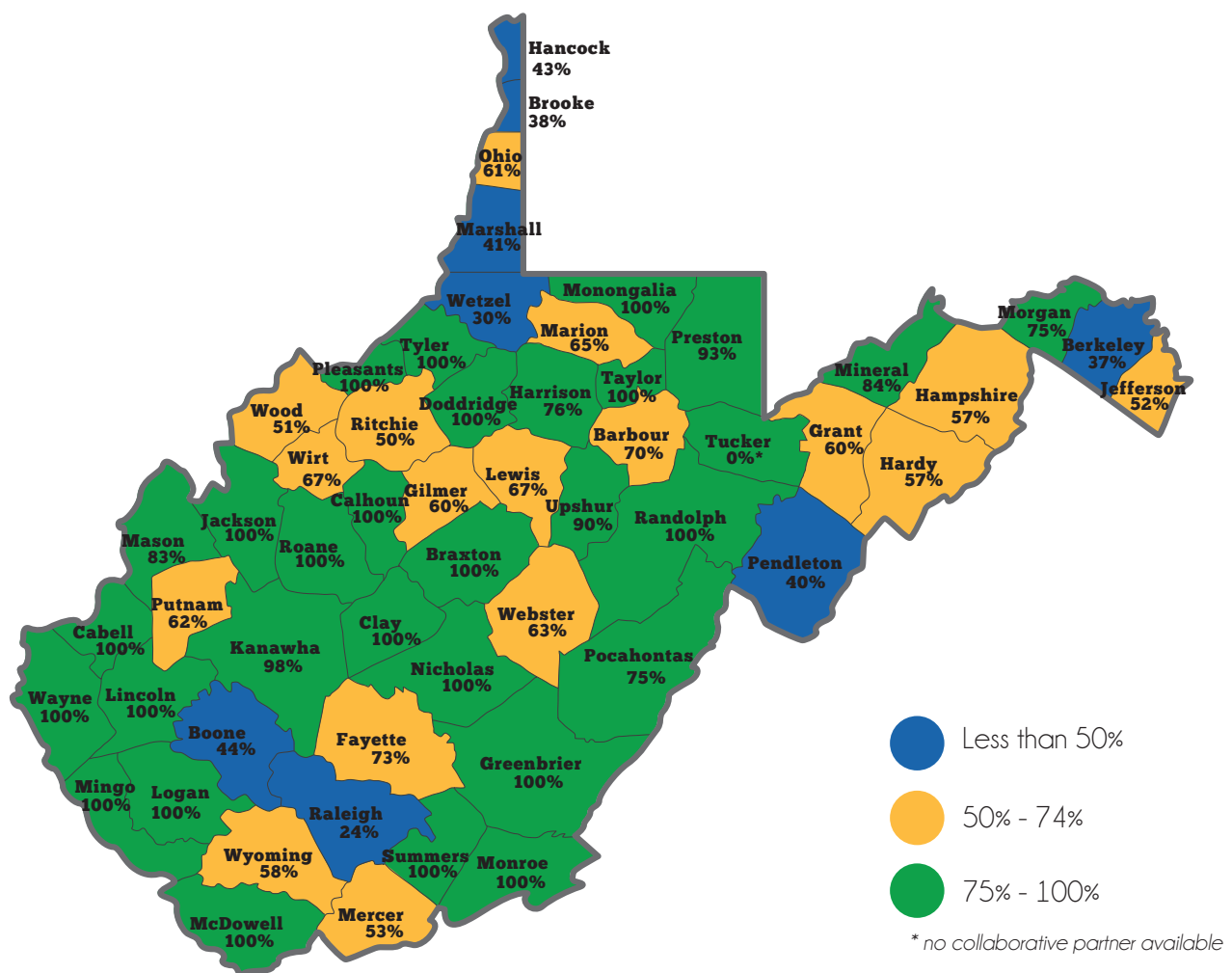
As well-documented in early childhood education research, high-quality programming is likely to yield positive outcomes for young children that resonate well past the early childhood years.

An Overview of WV Universal Pre-K

Central to the establishment of school readiness goals for county collaborative early childhood teams is the ongoing commitment to ensuring continuous quality improvement across all WV Universal Pre-K settings. This is demonstrated by the high levels of collaboration between the WV Department of Education, WV Department of Health and Human Resources, and Head Start to offer high-quality pre-k programs.

As noted in WV Board of Education Policy 2525, a minimum of 50% collaboration with available partners is required of county pre-k programs. The following data map reflects collaboration rates with available community partners for the 2011-2012 school year:

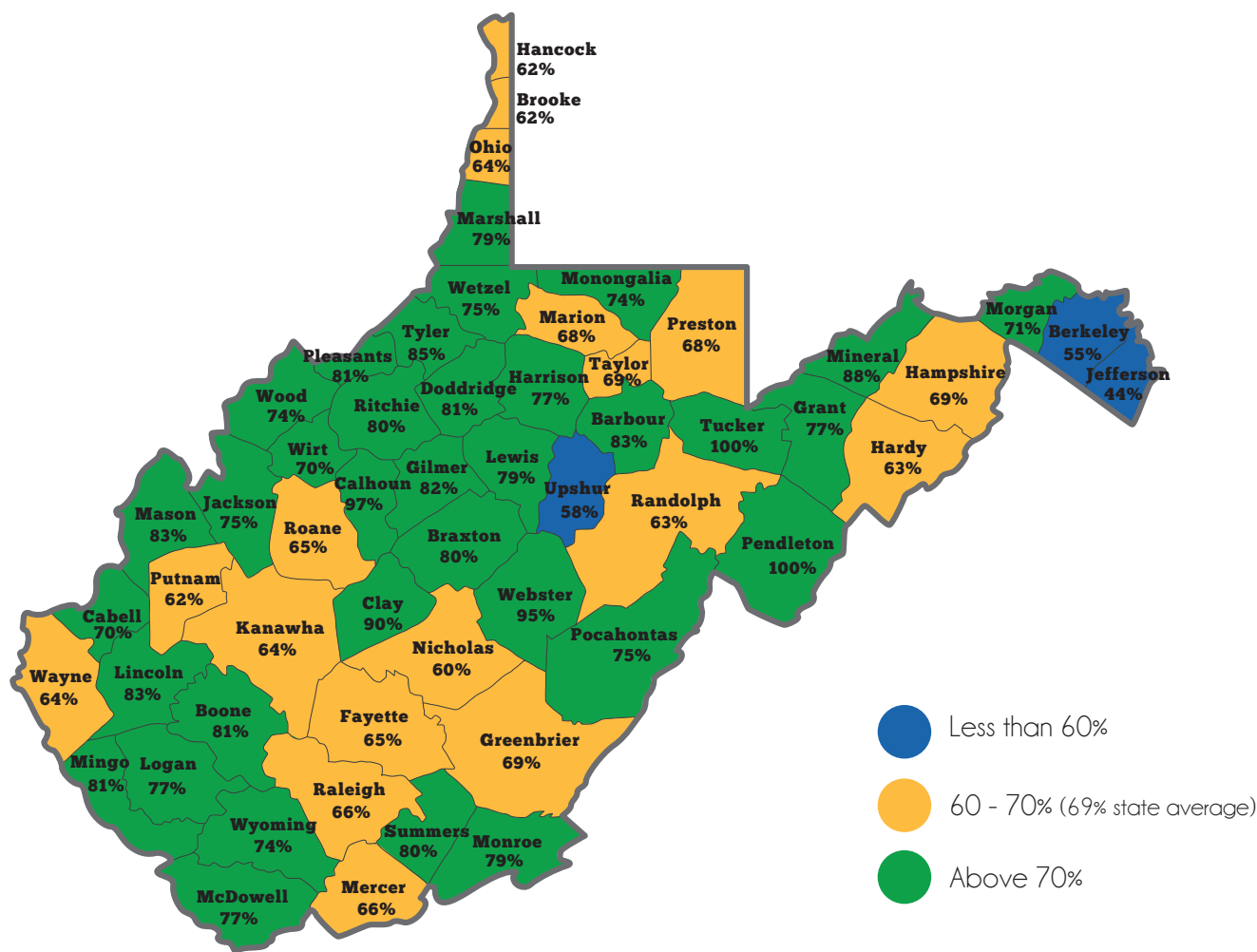
West Virginia Universal Pre-K • 2011-12 Collaboration Rates



An Overview of WV Universal Pre-K

Participation in WV's Universal Pre-K Program, while voluntary, has increased in percentage each year since the program began in 2002. The participation rates below were compiled by comparing the 5 year old kindergarten enrollment and the 4 year old population enrolled in pre-k from the previous year. This is used as a rough estimate for participation and needs.

West Virginia Universal Pre-K • 2011-12 Participation Rates



Data-driven School Readiness Decisions

The various types of data presented in this profile are provided to assist county collaborative early childhood teams, administrators, and other stakeholders with valuable information about the status of young children prior to kindergarten entry. Those groups utilizing this document are asked to collectively analyze data elements to make informed decisions regarding programming, professional development, and other services to assist with continuous quality improvement across programs and establish school readiness goals.

The WV School Readiness Profile can be utilized to facilitate dialogue among early childhood stakeholders and to promote continuous quality improvement throughout the early childhood community. Strategies to employ through use of this resource may include (but are not limited to) engaging in ongoing communication with other stakeholders and groups to:

- Increase the quality of a county's early childhood programs;
- Increase the relationship between medical providers and other stakeholders, including families, administrators, and educators;
- Focus on methods to ensure cleaner data collection and use to better articulate school readiness (such as methods for ensuring WV Pre-K attendance is captured properly in WVEIS);
- Prioritize professional development efforts for educators, administrators, and families; and
- Increase parental engagement opportunities.

It is important that groups using this profile understand that the elements contained within are not a checklist, but instead provide a comprehensive view of several data elements available to them to help design efficient school readiness strategies. By combining the information contained in this resource with the strategies contained in the WV Kindergarten Transitions Toolkit, groups will be able to tailor specific components of the Ready, Set, Go! WV Kindergarten Transition model to best serve the young children in their communities as they enter kindergarten. It can be noted that having a thorough understanding of how children are supported and fare as they enter kindergarten from various settings can help inform kindergarten instruction and ultimately, help close the achievement gaps that are so prevalent in our state.

To access the WV Kindergarten Transitions Toolkit, visit <http://wvde.state.wv.us/oel/school-readiness.php>.

Roadmap to the County Profile Pages

Early Childhood Program Profile

Descriptors for Early Childhood Program elements are provided for each piece of data collected below.

Program Information

(2011-2012)

Number of WV Universal Pre-K Classrooms (<i>as reported to the WV Pre-K Steering Team annually; classrooms operating with AM and PM sessions are reflected in this count as two classrooms</i>)	This includes all WV Universal Pre-K classrooms serving 4-year-olds as well as 3-year-olds with special needs in both collaborative and non-collaborative settings.
WV Universal Pre-K Collaboration Rate (<i>WVBE Policy 2525 requires a minimum of 50% collaboration with potential community partners, including licensed childcare and Head Start programs</i>)	Calculated based on the number of classrooms that are collaborative with either childcare or Head Start compared to the total number of classrooms in the county's WV Universal Pre-K Programs.

WV Universal Pre-K Enrollment Information

(2011-2012)

WV Universal Pre-K Enrollment	As reported in WVEIS 2nd Month Enrollment.
Number of 3-year-old children Receiving Head Start Services	As reported in WVEIS menu item STU.380: Collaborative Early Childhood Programs. These children may or may not be included in WV Universal Pre-K.
Number of 4-year-old children in WV Universal Pre-K Receiving Head Start Services	As reported in WVEIS menu item STU.380: Collaborative Early Childhood Programs.
Number of children in WV Universal Pre-K Identified as Having Special Needs	As reported in WVEIS 2nd Month Enrollment.

Roadmap to the County Profile Pages

WV Universal Pre-K and WV Kindergarten Participation

2012-2013 WV Kindergarten Total Enrollment	As reported in WVEIS 2nd Month Enrollment
2012-2013 WV Kindergarten 5-year-old Enrollment	As reported in WVEIS 2nd Month Enrollment
2011-2012 WV Universal Pre-K 4-year-old Enrollment	As reported in WVEIS 2nd Month Enrollment
2011-2012 WV Universal Pre-K Participation Rate	Compiled by comparing the 5 yr. old kindergarten enrollment and the 4 yr. old population enrolled in pre-k from the previous year. ¹ This is used as a rough estimate for participation and needs.

¹ Enrollment data is based on second month enrollment as reported to WVEIS and child's birthdate as of September 1.

Potential Uses for Early Childhood Program Profile Data

These data can be utilized for multiple purposes, including but not limited to:

- Examining collaborations with community partners such as Head Start and childcare;
- Brainstorming additional opportunities for collaboration with partners;
- Looking at potential methods to increase access for children eligible for WV Universal Pre-K

Roadmap to the County Profile Pages

Child Outcome Data

Child outcome data has been compiled based on information provided by WV Universal Pre-K Educators and 3 year old Head Start / Home -based Educators as reported on the WV Pre-K Child Assessment System Reporting Platform during the 2011-2012 School Year. Future profiles will include data based on children's status at Kindergarten entry for those counties participating in the WV Kindergarten Child Assessment System.

The WV Pre-K Child Assessment System utilizes the Pre-K Early Learning Scale, a valid, authentic observation assessment instrument developed by the Rutgers University's National Institute for Early Education Research (NIEER), as an anchor process for educators to inform daily instruction, guide lesson planning, and articulate individual children's progress to families.

NIEER's Early Learning Scale has gone through a rigorous concurrent validity study, and the psychometric report for this instrument is available online at http://nieer.org/pdf/Early_learning_scale_tech_report_Sept_2010.pdf. An additional aspect of the Pre-K Early Learning Scale is the reliability component that all WV Pre-K educators go through to ensure they are reporting reliable data during each of three yearly checkpoints for data entry. Ensuring reliable data for reporting purposes increases the integrity of the data utilized by county collaborative teams and others to make data-driven decisions about professional development, policy development, and other key factors.

Roadmap to the County Profile Pages

Support for educators and stakeholders as they aspire to link instruction and the ongoing formative assessment process with continuous quality improvement to provide high-quality professional development and technical assistance is reflected in the graphic below:

WVDE Office of Early Learning Support for Integration of Standards-based Learning and Authentic Assessment Processes :



Roadmap to the County Profile Pages

Elements of the Pre-K Early Learning Scale are aligned to WV Universal Pre-K's curricular framework, the WV Early Learning Standards Framework for Children Ages 3-5. Additionally, the Pre-K Early Learning Scale is divided into three domains to highlight key aspects of school readiness:

Pre-K Early Learning Scale Domain Descriptors *

Math/Science

1. Number and numerical operations	From basic counting and measurement to identifying shapes and observing the natural world, the strands within these items target those math and science skills that form the foundation for future learning and academic success.
2. Classification and algebraic thinking	
3. Geometry and measurement	
4. Scientific inquiry	

Social-Emotional/Social Studies

5. Self-regulation	Current research indicates that unless children achieve a degree of social competence by the age of 6, they have a high probability of being at risk throughout their lives. By focusing on skills related to self-regulation, prosocial behavior and cooperative play among others, the ELS provides teachers with an accurate and appropriate measure of each child's social development.
6. Play	

Language and Literacy

7. Oral language	This domain includes items that support core aspects of later literacy and language competence, such as speaking in sentences of varying complexity, retelling familiar stories, identifying print and developing foundations of writing. These indicators are used to help teachers as they engage in the ongoing process of formative assessment to support each child.
8. Phonological awareness	
9. Print awareness	
10. Writing	

*Domain descriptions adapted from <http://static.k12.wv.us/oel/docs/ELS.Head%20Start.ELSF%20Alignment%20Condensed%20May%202011.pdf>

Roadmap to the County Profile Pages

To help county collaborative early childhood teams and other stakeholders better understand the child outcome data, a roadmap is provided:

Early Learning Scale Item: Ten items are provided upon which educators report individual children's progress three times per year via the WV Pre-K Child Assessment System Reporting Platform.

Checkpoints: Three checkpoints for data entry occur each year. For this table, data from Checkpoints 1 (October 2011) and 3 (May 2012) are utilized.

Early Learning Scale Item	Checkpoint 1			Checkpoint 3		
	%1-1.99	%2-3.99	%4-5	%1-1.99	%2-3.99	%4-5
1. Number And Numerical Operations	43.18	50.61	6.21	12.45	36.16	51.39
2. Classification And Algebraic Thinking	23.92	66.59	9.48	5.05	35.57	59.38
3. Geometry And Measurement	27.05	66.54	6.41	6.12	43.62	50.25
4. Scientific Inquiry	50.22	45.20	4.57	14.96	45.44	39.60
5. Self-Regulation	10.46	51.77	37.77	3.29	23.15	73.57
6. Play	10.40	58.84	30.76	3.42	20.60	75.98
7. Oral Language	13.62	57.15	29.23	5.11	25.93	68.95
8. Phonological Awareness	42.08	52.43	5.49	12.31	48.10	39.59
9. Print Awareness	19.83	59.59	20.58	5.49	28.91	65.60
10. Writing	21.92	68.87	9.20	6.82	44.80	48.38

Scoring: Items of the Pre-K Early Learning Scale are broken down further into 24 strands upon which teachers provide scores of 1,3, or 5 (based on performance descriptors). These strand scores are averaged into an item score for each of the ten items provided.

For more information about strand scoring, contact the WVDE Office of Early Learning by emailing mdellamae@access.k12.wv.us.

Percentages and Growth: Compare the percentage of children during Checkpoint 1 who scored at a specific level with the percentage of children during Checkpoint 3 who scored at the same level to determine areas of growth.

Example: The arrows provided indicate that statewide, 21.92 percent of children scored between a 1 and 1.99 in Writing during Checkpoint 1; however, only 6.83 percent of children scored in the same range during Checkpoint 3.

Roadmap to the County Profile Pages

Understanding Child Outcomes

Inherent to the authentic observation assessment process is the regular collection, analysis, and reflection of evidence that informs educators of children's ongoing development. The 2011 revision of WVBE Policy 2525 includes support for this process through the ongoing reporting of data elements to the state's WVEIS platform via an Internet-based application.

Child outcome data from the WV Pre-K Child Assessment System is presented below in a format to assist county collaborative early childhood teams as they examine growth over time across domains. The report below, as well as multiple other types of reports to assist with decision making and professional development plans, are available to administrators on a secure website found at <http://wveis.k12.wv.us/teach21/prek/>. To request access, utilize the contact information provided on this web link.

2011-2012 State Child Outcome Data: WV Pre-K Child Assessment System

Early Learning Scale Item	Checkpoint 1			Checkpoint 3		
	%1-1.99	%2-3.99	%4-5	%1-1.99	%2-3.99	%4-5
1. Number And Numerical Operations	43.18	50.61	6.21	12.45	36.16	51.39
2. Classification And Algebraic Thinking	23.92	66.59	9.48	5.05	35.57	59.38
3. Geometry And Measurement	27.05	66.54	6.41	6.12	43.62	50.25
4. Scientific Inquiry	50.22	45.20	4.57	14.96	45.44	39.60
5. Self-Regulation	10.46	51.77	37.77	3.29	23.15	73.57
6. Play	10.40	58.84	30.76	3.42	20.60	75.98
7. Oral Language	13.62	57.15	29.23	5.11	25.93	68.95
8. Phonological Awareness	42.08	52.43	5.49	12.31	48.10	39.59
9. Print Awareness	19.83	59.59	20.58	5.49	28.91	65.60
10. Writing	21.92	68.87	9.20	6.82	44.80	48.38

See individual county profiles for county-specific information.

Roadmap to the County Profile Pages

Potential Uses for Child Outcome Data

Important reminder: The Child Outcome Data provided on the previous page should be viewed as a tool to look at growth trends across developmental domains. Child Outcome Data should not be utilized with the goal of getting all children to the highest level (a “5”). Instead, educators and stakeholders should be aware of the individualized growth of each child across all domains based on authentic assessment, which includes gathering evidence and reflecting on each child’s development throughout the school year.

Child Outcome Data can be used for multiple purposes, including but not limited to:

- Making decisions about potential professional development opportunities for early childhood educators and administrators.
- Making decisions about potential family engagement experiences to focus on heightened awareness of learning domains.

Roadmap to the County Profile Pages

Kindergarten Entry Health Data

This data has been compiled based on information provided to WVEIS for the 2011-2012 School Year, and includes information regarding the health status of children at kindergarten entry.

Key Element	State Average % On File in WVEIS	Of those Completed, State Average % Referred
Immunizations	95.80	N/A
Health Check Form: Hearing	76.19	6.88
Health Check Form: Vision	86.09	5.36
Health Check Form: Oral Health	35.93	1.99
Health Check Form: Developmental	17.41	0.58
Health Check Form: Speech and Language	52.55	4.55

Key Element	State Average %
Kindergarten Children with an Individual Health Plan	6.29

Potential Uses for Health Data

Kindergarten entry health data is used to help inform the status of children as they enter the state's kindergarten programs. Elements of this data set are considered on file if they are fully or provisionally entered into WVEIS.

These data can be used for multiple purposes, including but not limited to:

- Examining immunization completion rates for kindergarten entry to determine gaps in the data entry process.
- Determining the extent to which specific components of the Health Check form are being completed and received by kindergarten programs.
- Analyzing referral rates for specific components of the Health Check form to determine potential under- or over-use of the referral process.

West Virginia Profile

Early Childhood Program Profile

Unless otherwise noted, this data has been compiled based on 2011-2012 2nd Month Enrollment as reported by counties to the West Virginia Education Information System (WVEIS).

Basic Information (2011-2012)

State

Number of WV Universal Pre-K Classrooms (as reported to the WV Pre-K Steering Team annually; classrooms operating with AM and PM sessions are reflected in this count as two classrooms)	1,039
WV Universal Pre-K Collaboration Rate (WVBE Policy 2525 requires a minimum of 50% collaboration with potential community partners, including licensed childcare and Head Start programs)	72%

WV Universal Pre-K Enrollment Information (2011-2012)

State

WV Universal Pre-K Enrollment	15,268
Number of 3-year-old children in WV Universal Pre-K Receiving Head Start Services (as reported in WVEIS menu item STU.380: Collaborative Early Childhood Programs)	2,525
Number of 4-year-old children in WV Universal Pre-K Receiving Head Start Services (as reported in WVEIS menu item STU.380: Collaborative Early Childhood Programs)	4,948
Number of children in WV Universal Pre-K Identified as Having Special Needs (as reported in WVEIS 2nd month enrollment)	2,412

WV Universal Pre-K and WV Kindergarten Participation

State

2011-2012 WV Kindergarten Enrollment	21,776
2012-2013 WV Kindergarten 5-year-old Enrollment	18,597
2011-2012 WV Universal Pre-K 4-year-old and over Enrollment	12,835
2011-2012 WV Universal Pre-K Participation Rate (Compiled by comparing the 2011-2012 WV Universal Pre-K 4-year-old and over Enrollment and the 2012-2013 WV Kindergarten Enrollment)	69%

West Virginia Profile

WV Universal Pre-K Child Outcome Data

This data has been compiled based on information provided by WV Universal Pre-K Educators and 3 year old Head Start / Home-based Educators as reported on the WV Pre-K Child Assessment System Reporting Platform during the 2011-2012 School Year. Future profiles will include data based on children's status at Kindergarten entry for those counties participating in the WV Kindergarten Child Assessment System.

Early Learning Scale Item	Checkpoint 1			Checkpoint 3		
	%1-1.99	%2-3.99	%4-5	%1-1.99	%2-3.99	%4-5
1. Number And Numerical Operations	22.64	62.26	15.09	8.18	32.08	59.75
2. Classification And Algebraic Thinking	6.92	76.73	16.35	1.26	32.08	66.67
3. Geometry And Measurement	13.21	66.67	20.13	3.77	27.04	69.18
4. Scientific Inquiry	31.45	62.89	5.66	8.81	49.69	41.51
5. Self-Regulation	2.52	33.96	63.52	2.52	12.58	84.91
6. Play	4.40	47.17	48.43	1.89	11.32	86.79
7. Oral Language	3.77	47.80	48.43	3.14	13.84	83.02
8. Phonological Awareness	16.35	81.13	2.52	4.40	46.54	49.06
9. Print Awareness	12.58	66.67	20.75	5.03	23.27	71.70
10. Writing	8.81	79.25	11.95	5.66	42.77	51.57

Kindergarten Entry Health Data

This data has been compiled based on information provided WVEIS for the 2011-2012 School Year, and includes information regarding the health status of children at kindergarten entry.

Key Element	State Average % On File in WVEIS	Of those On File, State Average % Referred
Immunizations on File	95.80	N/A
Health Check Form: Hearing	76.19	6.88
Health Check Form: Vision	86.09	5.36
Health Check Form: Oral Health	35.93	1.99
Health Check Form: Developmental	17.41	0.58
Health Check Form: Speech and Language	52.55	4.55

Key Element	State Average %
Kindergarten Children with an Individual Health Plan	6.29

Find My WV Pre-K Information:

Visit <http://wvde.state.wv.us/oel/map-web/> to find additional information regarding the county collaborative early childhood team, WV Universal Pre-K classrooms, and other data.



The background features a large, solid blue circle on the right side. To the left of this circle, there is a cluster of colorful starburst or pinwheel-like shapes in red, orange, green, and blue. These shapes are arranged in a way that suggests movement or a trail. The entire design is set against a white background with faint, light-colored curved lines that sweep across the page. The overall aesthetic is clean and modern.

County Profiles

Barbour County

Early Childhood Program Profile

Unless otherwise noted, this data has been compiled based on 2011-2012 2nd Month Enrollment as reported by counties to the West Virginia Education Information System (WVEIS).

Program Information (2011-2012)

	County	State
Number of WV Universal Pre-K Classrooms (<i>as reported to the WV Pre-K Steering Team annually; classrooms operating with AM and PM sessions are reflected in this count as two classrooms</i>)	10	1,039
WV Universal Pre-K Collaboration Rate (<i>WVBE Policy 2525 requires a minimum of 50% collaboration with potential community partners, including licensed childcare and Head Start programs</i>)	70%	72%

WV Universal Pre-K Enrollment Information (2011-2012)

	County	State
WV Universal Pre-K Enrollment	150	15,268
Number of 3-year-old children in WV Universal Pre-K Receiving Head Start Services (<i>as reported in WVEIS menu item STU.380: Collaborative Early Childhood Programs</i>)	23	2,525
Number of 4-year-old children in WV Universal Pre-K Receiving Head Start Services (<i>as reported in WVEIS menu item STU.380: Collaborative Early Childhood Programs</i>)	48	4,948
Number of children in WV Universal Pre-K Identified as Having Special Needs (<i>as reported in WVEIS 2nd month enrollment</i>)	15	2,412

WV Universal Pre-K and WV Kindergarten Participation

	County	State
2012-2013 WV Kindergarten Total Enrollment	182	21,776
2012-2013 WV Kindergarten 5-year-old Enrollment	157	18,597
2011-2012 WV Universal Pre-K 4-year-old Enrollment	131	12,835
2011-2012 WV Universal Pre-K Participation Rate	83%	69%
<i>(Compiled by comparing the 5 yr. old kindergarten enrollment and the 4 yr. old population enrolled in pre-k from the previous year. This is used as a rough estimate for participation and needs.)</i>		

WV Universal Pre-K Child Outcome Data

This data has been compiled based on information provided by WV Universal Pre-K Educators and 3 year old Head Start / Home-based Educators as reported on the WV Pre-K Child Assessment System Reporting Platform during the 2011-2012 School Year. Future profiles will include data based on children's status at Kindergarten entry for those counties participating in the WV Kindergarten Child Assessment System.

Early Learning Scale Item	Checkpoint 1			Checkpoint 3		
	%1-1.99	%2-3.99	%4-5	%1-1.99	%2-3.99	%4-5
1. Number And Numerical Operations	22.64	62.26	15.09	8.18	32.08	59.75
2. Classification And Algebraic Thinking	6.92	76.73	16.35	1.26	32.08	66.67
3. Geometry And Measurement	13.21	66.67	20.13	3.77	27.04	69.18
4. Scientific Inquiry	31.45	62.89	5.66	8.81	49.69	41.51
5. Self-Regulation	2.52	33.96	63.52	2.52	12.58	84.91
6. Play	4.40	47.17	48.43	1.89	11.32	86.79
7. Oral Language	3.77	47.80	48.43	3.14	13.84	83.02
8. Phonological Awareness	16.35	81.13	2.52	4.40	46.54	49.06
9. Print Awareness	12.58	66.67	20.75	5.03	23.27	71.70
10. Writing	8.81	79.25	11.95	5.66	42.77	51.57

Kindergarten Entry Health Data

This data has been compiled based on information provided WVEIS for the 2011-2012 School Year, and includes information regarding the health status of children at kindergarten entry.

Key Element	County % On File in WVEIS	State Average % On File in WVEIS	Of those On File, County % Referred	Of those On File, State Average % Referred
Immunizations on File	98.41	95.80	N/A	N/A
Health Check Form: Hearing	38.62	76.19	1.06	6.88
Health Check Form: Vision	60.85	86.09	3.70	5.36
Health Check Form: Oral Health	26.98	35.93	1.06	1.99
Health Check Form: Developmental	30.16	17.41	0.00	0.58
Health Check Form: Speech and Language	40.74	52.55	1.06	4.55

Key Element	County Average %	State Average %
Kindergarten Children with an Individual Health Plan	4.76	6.29

Barbour County Find My WV Pre-K Information:

Visit <http://wvde.state.wv.us/oel/map-web/> to find additional information regarding the county collaborative early childhood team, WV Universal Pre-K classrooms, and other data.



Berkeley County

Early Childhood Program Profile

Unless otherwise noted, this data has been compiled based on 2011-2012 2nd Month Enrollment as reported by counties to the West Virginia Education Information System (WVEIS).

Program Information (2011-2012)

	County	State
Number of WV Universal Pre-K Classrooms (<i>as reported to the WV Pre-K Steering Team annually; classrooms operating with AM and PM sessions are reflected in this count as two classrooms</i>)	62	1,039
WV Universal Pre-K Collaboration Rate (<i>WVBE Policy 2525 requires a minimum of 50% collaboration with potential community partners, including licensed childcare and Head Start programs</i>)	37%	72%

WV Universal Pre-K Enrollment Information (2011-2012)

	County	State
WV Universal Pre-K Enrollment	849	15,268
Number of 3-year-old children in WV Universal Pre-K Receiving Head Start Services (<i>as reported in WVEIS menu item STU.380: Collaborative Early Childhood Programs</i>)	92	2,525
Number of 4-year-old children in WV Universal Pre-K Receiving Head Start Services (<i>as reported in WVEIS menu item STU.380: Collaborative Early Childhood Programs</i>)	202	4,948
Number of children in WV Universal Pre-K Identified as Having Special Needs (<i>as reported in WVEIS 2nd month enrollment</i>)	207	2,412

WV Universal Pre-K and WV Kindergarten Participation

	County	State
2012-2013 WV Kindergarten Total Enrollment	1,448	21,776
2012-2013 WV Kindergarten 5-year-old Enrollment	1,282	18,597
2011-2012 WV Universal Pre-K 4-year-old Enrollment	706	12,835
2011-2012 WV Universal Pre-K Participation Rate	55%	69%
<i>(Compiled by comparing the 5 yr. old kindergarten enrollment and the 4 yr. old population enrolled in pre-k from the previous year. This is used as a rough estimate for participation and needs.)</i>		

WV Universal Pre-K Child Outcome Data

This data has been compiled based on information provided by WV Universal Pre-K Educators and 3 year old Head Start / Home -based Educators as reported on the WV Pre-K Child Assessment System Reporting Platform during the 2011-2012 School Year. Future profiles will include data based on children's status at Kindergarten entry for those counties participating in the WV Kindergarten Child Assessment System.

Early Learning Scale Item	Checkpoint 1			Checkpoint 3		
	%1-1.99	%2-3.99	%4-5	%1-1.99	%2-3.99	%4-5
1. Number And Numerical Operations	37.09	56.99	5.92	12.24	35.05	52.70
2. Classification And Algebraic Thinking	20.62	69.91	9.83	4.56	35.65	59.78
3. Geometry And Measurement	23.46	69.67	6.87	5.76	45.02	49.22
4. Scientific Inquiry	44.31	48.34	7.35	14.65	44.30	41.06
5. Self-Regulation	7.94	59.00	33.06	2.88	22.33	74.79
6. Play	6.99	66.11	26.90	4.56	15.73	79.71
7. Oral Language	11.61	59.48	28.91	6.24	22.09	71.67
8. Phonological Awareness	39.22	58.18	2.61	10.56	51.50	37.94
9. Print Awareness	17.18	60.19	22.63	4.44	26.89	68.67
10. Writing	21.92	70.73	7.35	7.56	44.66	47.78

Kindergarten Entry Health Data

This data has been compiled based on information provided WVEIS for the 2011-2012 School Year, and includes information regarding the health status of children at kindergarten entry.

Key Element	County % On File in WVEIS	State Average % On File in WVEIS	Of those On File, County % Referred	Of those On File, State Avg. % Referred
Immunizations on File	99.20	95.80	N/A	N/A
Health Check Form: Hearing	72.43	76.19	3.26	6.88
Health Check Form: Vision	89.94	86.09	7.45	5.36
Health Check Form: Oral Health	10.71	35.93	0.51	1.99
Health Check Form: Developmental	5.79	17.41	0.94	0.58
Health Check Form: Speech and Language	69.75	52.55	5.50	4.55

Key Element	County Average %	State Average %
Kindergarten Children with an Individual Health Plan	6.80	6.29

Berkeley County Find My WV Pre-K Information:

Visit <http://wvde.state.wv.us/oel/map-web/> to find additional information regarding the county collaborative early childhood team, WV Universal Pre-K classrooms, and other data.



Boone County

Early Childhood Program Profile

Unless otherwise noted, this data has been compiled based on 2011-2012 2nd Month Enrollment as reported by counties to the West Virginia Education Information System (WVEIS).

Program Information (2011-2012)

	County	State
Number of WV Universal Pre-K Classrooms (<i>as reported to the WV Pre-K Steering Team annually; classrooms operating with AM and PM sessions are reflected in this count as two classrooms</i>)	23	1,039
WV Universal Pre-K Collaboration Rate (<i>WVBE Policy 2525 requires a minimum of 50% collaboration with potential community partners, including licensed childcare and Head Start programs</i>)	44%	72%

WV Universal Pre-K Enrollment Information (2011-2012)

	County	State
WV Universal Pre-K Enrollment	281	15,268
Number of 3-year-old children in WV Universal Pre-K Receiving Head Start Services (<i>as reported in WVEIS menu item STU.380: Collaborative Early Childhood Programs</i>)	46	2,525
Number of 4-year-old children in WV Universal Pre-K Receiving Head Start Services (<i>as reported in WVEIS menu item STU.380: Collaborative Early Childhood Programs</i>)	108	4,948
Number of children in WV Universal Pre-K Identified as Having Special Needs (<i>as reported in WVEIS 2nd month enrollment</i>)	29	2,412

WV Universal Pre-K and WV Kindergarten Participation

	County	State
2012-2013 WV Kindergarten Total Enrollment	362	21,776
2012-2013 WV Kindergarten 5-year-old Enrollment	295	18,597
2011-2012 WV Universal Pre-K 4-year-old Enrollment	239	12,835
2011-2012 WV Universal Pre-K Participation Rate	81%	69%
<i>(Compiled by comparing the 5 yr. old kindergarten enrollment and the 4 yr. old population enrolled in pre-k from the previous year. This is used as a rough estimate for participation and needs.)</i>		

WV Universal Pre-K Child Outcome Data

This data has been compiled based on information provided by WV Universal Pre-K Educators and 3 year old Head Start / Home-based Educators as reported on the WV Pre-K Child Assessment System Reporting Platform during the 2011-2012 School Year. Future profiles will include data based on children's status at Kindergarten entry for those counties participating in the WV Kindergarten Child Assessment System.

Early Learning Scale Item	Checkpoint 1			Checkpoint 3		
	%1-1.99	%2-3.99	%4-5	%1-1.99	%2-3.99	%4-5
1. Number And Numerical Operations	45.68	46.60	7.72	10.70	39.13	50.17
2. Classification And Algebraic Thinking	23.77	64.20	12.04	3.34	51.84	44.82
3. Geometry And Measurement	20.68	68.21	11.11	4.68	47.16	48.16
4. Scientific Inquiry	48.46	47.84	3.70	19.73	55.52	24.75
5. Self-Regulation	11.42	46.60	41.98	2.68	30.10	67.22
6. Play	11.42	59.26	29.32	3.01	25.08	71.91
7. Oral Language	16.36	49.69	33.95	5.02	34.45	60.54
8. Phonological Awareness	36.42	55.86	7.72	12.37	53.18	34.45
9. Print Awareness	19.44	62.04	18.52	4.35	34.78	60.87
10. Writing	19.14	70.06	10.80	5.02	43.81	51.17

Kindergarten Entry Health Data

This data has been compiled based on information provided WVEIS for the 2011-2012 School Year, and includes information regarding the health status of children at kindergarten entry.

Key Element	County % On File in WVEIS	State Average % On File in WVEIS	Of those On File, County % Referred	Of those On File, State Average % Referred
Immunizations on File	100.00	95.80	N/A	N/A
Health Check Form: Hearing	89.79	76.19	8.11	6.88
Health Check Form: Vision	97.90	86.09	13.51	5.36
Health Check Form: Oral Health	45.65	35.93	3.00	1.99
Health Check Form: Developmental	39.64	17.41	0.60	0.58
Health Check Form: Speech and Language	92.19	52.55	18.92	4.55

Key Element	County Average %	State Average %
Kindergarten Children with an Individual Health Plan	7.51	6.29

Boone County Find My WV Pre-K Information:

Visit <http://wvde.state.wv.us/oel/map-web/> to find additional information regarding the county collaborative early childhood team, WV Universal Pre-K classrooms, and other data.



Braxton County

Early Childhood Program Profile

Unless otherwise noted, this data has been compiled based on 2011-2012 2nd Month Enrollment as reported by counties to the West Virginia Education Information System (WVEIS).

Program Information (2011-2012)

	County	State
Number of WV Universal Pre-K Classrooms (<i>as reported to the WV Pre-K Steering Team annually; classrooms operating with AM and PM sessions are reflected in this count as two classrooms</i>)	7	1,039
WV Universal Pre-K Collaboration Rate (<i>WVBE Policy 2525 requires a minimum of 50% collaboration with potential community partners, including licensed childcare and Head Start programs</i>)	100%	72%

WV Universal Pre-K Enrollment Information (2011-2012)

	County	State
WV Universal Pre-K Enrollment		15,268
Number of 3-year-old children in WV Universal Pre-K Receiving Head Start Services (<i>as reported in WVEIS menu item STU.380: Collaborative Early Childhood Programs</i>)	135	2,525
Number of 4-year-old children in WV Universal Pre-K Receiving Head Start Services (<i>as reported in WVEIS menu item STU.380: Collaborative Early Childhood Programs</i>)	28	4,948
Number of children in WV Universal Pre-K Identified as Having Special Needs (<i>as reported in WVEIS 2nd month enrollment</i>)	95	2,412

WV Universal Pre-K and WV Kindergarten Participation

	County	State
2012-2013 WV Kindergarten Total Enrollment	174	21,776
2012-2013 WV Kindergarten 5-year-old Enrollment	145	18,597
2011-2012 WV Universal Pre-K 4-year-old Enrollment	116	12,835
2011-2012 WV Universal Pre-K Participation Rate	80%	69%
<i>(Compiled by comparing the 5 yr. old kindergarten enrollment and the 4 yr. old population enrolled in pre-k from the previous year. This is used as a rough estimate for participation and needs.)</i>		

WV Universal Pre-K Child Outcome Data

This data has been compiled based on information provided by WV Universal Pre-K Educators and 3 year old Head Start / Home -based Educators as reported on the WV Pre-K Child Assessment System Reporting Platform during the 2011-2012 School Year. Future profiles will include data based on children's status at Kindergarten entry for those counties participating in the WV Kindergarten Child Assessment System.

Early Learning Scale Item	Checkpoint 1			Checkpoint 3		
	%1-1.99	%2-3.99	%4-5	%1-1.99	%2-3.99	%4-5
1. Number And Numerical Operations	41.56	54.55	3.90	13.07	41.18	45.75
2. Classification And Algebraic Thinking	12.34	72.08	15.58	3.27	35.29	61.44
3. Geometry And Measurement	25.32	60.39	15.29	7.19	32.03	60.78
4. Scientific Inquiry	46.10	47.40	6.49	17.65	51.63	30.72
5. Self-Regulation	9.74	53.25	37.01	3.92	33.99	62.09
6. Play	12.34	51.95	35.71	1.96	26.14	71.90
7. Oral Language	7.79	57.79	34.42	1.96	23.53	74.51
8. Phonological Awareness	34.42	62.99	2.60	13.07	65.36	21.57
9. Print Awareness	25.97	54.55	19.48	6.54	26.14	67.32
10. Writing	27.27	68.18	4.55	4.58	51.63	43.79

Kindergarten Entry Health Data

This data has been compiled based on information provided WVEIS for the 2011-2012 School Year, and includes information regarding the health status of children at kindergarten entry.

Key Element	County % On File in WVEIS	State Average % On File in WVEIS	Of those On File, County % Referred	Of those On File, State Average % Referred
Immunizations on File	81.46	95.80	N/A	N/A
Health Check Form: Hearing	74.14	76.19	3.31	6.88
Health Check Form: Vision	73.51	86.09	1.32	5.36
Health Check Form: Oral Health	22.52	35.93	0.00	1.99
Health Check Form: Developmental	0.00	17.41	0.00	0.58
Health Check Form: Speech and Language	53.64	52.55	6.62	4.55

Key Element	County Average %	State Average %
Kindergarten Children with an Individual Health Plan	9.27	6.29

Braxton County Find My WV Pre-K Information:

Visit <http://wvde.state.wv.us/oel/map-web/> to find additional information regarding the county collaborative early childhood team, WV Universal Pre-K classrooms, and other data.



Brooke County

Early Childhood Program Profile

Unless otherwise noted, this data has been compiled based on 2011-2012 2nd Month Enrollment as reported by counties to the West Virginia Education Information System (WVEIS).

Program Information (2011-2012)

	County	State
Number of WV Universal Pre-K Classrooms (<i>as reported to the WV Pre-K Steering Team annually; classrooms operating with AM and PM sessions are reflected in this count as two classrooms</i>)	8	1,039
WV Universal Pre-K Collaboration Rate (<i>WVBE Policy 2525 requires a minimum of 50% collaboration with potential community partners, including licensed childcare and Head Start programs</i>)	38%	72%

WV Universal Pre-K Enrollment Information (2011-2012)

	County	State
WV Universal Pre-K Enrollment	154	15,268
Number of 3-year-old children in WV Universal Pre-K Receiving Head Start Services (<i>as reported in WVEIS menu item STU.380: Collaborative Early Childhood Programs</i>)	26	2,525
Number of 4-year-old children in WV Universal Pre-K Receiving Head Start Services (<i>as reported in WVEIS menu item STU.380: Collaborative Early Childhood Programs</i>)	34	4,948
Number of children in WV Universal Pre-K Identified as Having Special Needs (<i>as reported in WVEIS 2nd month enrollment</i>)	32	2,412

WV Universal Pre-K and WV Kindergarten Participation

	County	State
2012-2013 WV Kindergarten Total Enrollment	251	21,776
2012-2013 WV Kindergarten 5-year-old Enrollment	212	18,597
2011-2012 WV Universal Pre-K 4-year-old Enrollment	132	12,835
2011-2012 WV Universal Pre-K Participation Rate	62%	69%
<i>(Compiled by comparing the 5 yr. old kindergarten enrollment and the 4 yr. old population enrolled in pre-k from the previous year. This is used as a rough estimate for participation and needs.)</i>		

WV Universal Pre-K Child Outcome Data

This data has been compiled based on information provided by WV Universal Pre-K Educators and 3 year old Head Start / Home -based Educators as reported on the WV Pre-K Child Assessment System Reporting Platform during the 2011-2012 School Year. Future profiles will include data based on children's status at Kindergarten entry for those counties participating in the WV Kindergarten Child Assessment System.

Early Learning Scale Item	Checkpoint 1			Checkpoint 3		
	%1-1.99	%2-3.99	%4-5	%1-1.99	%2-3.99	%4-5
1. Number And Numerical Operations	36.18	61.84	1.97	11.92	48.34	39.74
2. Classification And Algebraic Thinking	13.82	75.00	11.18	3.31	41.06	55.63
3. Geometry And Measurement	21.71	75.66	2.63	6.62	60.26	33.11
4. Scientific Inquiry	47.37	45.39	7.24	18.54	37.09	44.37
5. Self-Regulation	7.89	55.92	36.18	3.97	30.46	65.56
6. Play	7.24	51.97	40.79	4.64	17.88	77.48
7. Oral Language	6.58	67.76	25.66	5.96	29.14	64.90
8. Phonological Awareness	36.84	61.18	1.97	17.88	52.32	29.80
9. Print Awareness	15.79	65.79	18.42	2.65	29.80	67.55
10. Writing	15.79	76.32	7.89	4.64	43.05	52.32

Kindergarten Entry Health Data

This data has been compiled based on information provided WVEIS for the 2011-2012 School Year, and includes information regarding the health status of children at kindergarten entry.

Key Element	County % On File in WVEIS	State Average % On File in WVEIS	Of those On File, County % Referred	Of those On File, State Average % Referred
Immunizations on File	100.00	95.80	N/A	N/A
Health Check Form: Hearing	71.37	76.19	2.02	6.88
Health Check Form: Vision	99.60	86.09	12.90	5.36
Health Check Form: Oral Health	89.11	35.93	3.23	1.99
Health Check Form: Developmental	66.94	17.41	0.40	0.58
Health Check Form: Speech and Language	70.97	52.55	11.29	4.55

Key Element	County Average %	State Average %
Kindergarten Children with an Individual Health Plan	7.26	6.29

Brooke County Find My WV Pre-K Information:

Visit <http://wvde.state.wv.us/oel/map-web/> to find additional information regarding the county collaborative early childhood team, WV Universal Pre-K classrooms, and other data.



Cabell County

Early Childhood Program Profile

Unless otherwise noted, this data has been compiled based on 2011-2012 2nd Month Enrollment as reported by counties to the West Virginia Education Information System (WVEIS).

Program Information (2011-2012)

	County	State
Number of WV Universal Pre-K Classrooms (<i>as reported to the WV Pre-K Steering Team annually; classrooms operating with AM and PM sessions are reflected in this count as two classrooms</i>)	45	1,039
WV Universal Pre-K Collaboration Rate (<i>WVBE Policy 2525 requires a minimum of 50% collaboration with potential community partners, including licensed childcare and Head Start programs</i>)	100%	72%

WV Universal Pre-K Enrollment Information (2011-2012)

	County	State
WV Universal Pre-K Enrollment	766	15,268
Number of 3-year-old children in WV Universal Pre-K Receiving Head Start Services (<i>as reported in WVEIS menu item STU.380: Collaborative Early Childhood Programs</i>)	69	2,525
Number of 4-year-old children in WV Universal Pre-K Receiving Head Start Services (<i>as reported in WVEIS menu item STU.380: Collaborative Early Childhood Programs</i>)	269	4,948
Number of children in WV Universal Pre-K Identified as Having Special Needs (<i>as reported in WVEIS 2nd month enrollment</i>)	88	2,412

WV Universal Pre-K and WV Kindergarten Participation

	County	State
2012-2013 WV Kindergarten Total Enrollment	1,100	21,776
2012-2013 WV Kindergarten 5-year-old Enrollment	955	18,597
2011-2012 WV Universal Pre-K 4-year-old Enrollment	672	12,835
2011-2012 WV Universal Pre-K Participation Rate	70%	69%
<i>(Compiled by comparing the 5 yr. old kindergarten enrollment and the 4 yr. old population enrolled in pre-k from the previous year. This is used as a rough estimate for participation and needs.)</i>		

WV Universal Pre-K Child Outcome Data

This data has been compiled based on information provided by WV Universal Pre-K Educators and 3 year old Head Start / Home -based Educators as reported on the WV Pre-K Child Assessment System Reporting Platform during the 2011-2012 School Year. Future profiles will include data based on children's status at Kindergarten entry for those counties participating in the WV Kindergarten Child Assessment System.

Early Learning Scale Item	Checkpoint 1			Checkpoint 3		
	%1-1.99	%2-3.99	%4-5	%1-1.99	%2-3.99	%4-5
1. Number And Numerical Operations	45.27	50.25	4.48	12.55	36.88	50.57
2. Classification And Algebraic Thinking	28.36	65.30	6.34	5.20	34.98	59.82
3. Geometry And Measurement	28.61	67.04	4.35	6.21	48.54	45.25
4. Scientific Inquiry	52.61	44.03	3.36	13.69	44.36	41.95
5. Self-Regulation	11.69	53.23	35.07	4.31	21.80	73.89
6. Play	10.70	62.94	26.37	3.93	18.50	77.57
7. Oral Language	13.06	60.20	26.74	5.07	24.71	70.22
8. Phonological Awareness	39.68	56.22	4.10	10.65	50.44	38.91
9. Print Awareness	25.62	56.22	18.16	6.97	29.91	63.12
10. Writing	25.75	66.92	7.34	7.98	44.74	47.28

Kindergarten Entry Health Data


This data has been compiled based on information provided WVEIS for the 2011-2012 School Year, and includes information regarding the health status of children at kindergarten entry.

Key Element	County % On File in WVEIS	State Average % On File in WVEIS	Of those On File, County % Referred	Of those On File, State Average % Referred
Immunizations	98.23	95.80	N/A	N/A
Health Check Form: Hearing	89.17	76.19	3.54	6.88
Health Check Form: Vision	90.06	86.09	4.63	5.36
Health Check Form: Oral Health	2.36	35.93	0.10	1.99
Health Check Form: Developmental	2.85	17.41	0.10	0.58
Health Check Form: Speech and Language	2.66	52.55	0.10	4.55

Key Element	County Average %	State Average %
Kindergarten Children with an Individual Health Plan	7.09	6.29

Cabell County Find My WV Pre-K Information:

Visit <http://wvde.state.wv.us/oel/map-web/> to find additional information regarding the county collaborative early childhood team, WV Universal Pre-K classrooms, and other data.



Calhoun County

Early Childhood Program Profile

Unless otherwise noted, this data has been compiled based on 2011-2012 2nd Month Enrollment as reported by counties to the West Virginia Education Information System (WVEIS).

Program Information (2011-2012)

	County	State
Number of WV Universal Pre-K Classrooms (<i>as reported to the WV Pre-K Steering Team annually; classrooms operating with AM and PM sessions are reflected in this count as two classrooms</i>)	4	1,039
WV Universal Pre-K Collaboration Rate (<i>WVBE Policy 2525 requires a minimum of 50% collaboration with potential community partners, including licensed childcare and Head Start programs</i>)	100%	72%

WV Universal Pre-K Enrollment Information (2011-2012)

	County	State
WV Universal Pre-K Enrollment	78	15,268
Number of 3-year-old children in WV Universal Pre-K Receiving Head Start Services (<i>as reported in WVEIS menu item STU.380: Collaborative Early Childhood Programs</i>)	3	2,525
Number of 4-year-old children in WV Universal Pre-K Receiving Head Start Services (<i>as reported in WVEIS menu item STU.380: Collaborative Early Childhood Programs</i>)	37	4,948
Number of children in WV Universal Pre-K Identified as Having Special Needs (<i>as reported in WVEIS 2nd month enrollment</i>)	9	2,412

WV Universal Pre-K and WV Kindergarten Participation

	County	State
2012-2013 WV Kindergarten Total Enrollment	88	21,776
2012-2013 WV Kindergarten 5-year-old Enrollment	68	18,597
2011-2012 WV Universal Pre-K 4-year-old Enrollment	66	12,835
2011-2012 WV Universal Pre-K Participation Rate (<i>Compiled by comparing the 5 yr. old kindergarten enrollment and the 4 yr. old population enrolled in pre-k from the previous year. This is used as a rough estimate for participation and needs.</i>)	97%	69%



WV Universal Pre-K Child Outcome Data

This data has been compiled based on information provided by WV Universal Pre-K Educators and 3 year old Head Start / Home -based Educators as reported on the WV Pre-K Child Assessment System Reporting Platform during the 2011-2012 School Year. Future profiles will include data based on children's status at Kindergarten entry for those counties participating in the WV Kindergarten Child Assessment System.

Early Learning Scale Item	Checkpoint 1			Checkpoint 3		
	%1-1.99	%2-3.99	%4-5	%1-1.99	%2-3.99	%4-5
1. Number And Numerical Operations	36.84	53.95	9.21	10.00	32.86	57.14
2. Classification And Algebraic Thinking	17.11	72.37	10.53	1.43	38.57	60.00
3. Geometry And Measurement	23.68	73.68	2.63	2.86	38.57	58.57
4. Scientific Inquiry	27.63	68.42	3.95	11.43	40.00	48.57
5. Self-Regulation	10.53	36.84	52.63	1.43	17.14	81.43
6. Play	7.89	52.63	39.47	4.29	10.00	85.71
7. Oral Language	14.47	30.26	55.26	1.43	21.43	77.14
8. Phonological Awareness	46.05	53.95	0.00	10.00	64.29	25.71
9. Print Awareness	14.47	59.21	26.32	0.00	18.57	81.43
10. Writing	23.68	53.95	22.37	2.86	34.29	62.86

Kindergarten Entry Health Data

This data has been compiled based on information provided WVEIS for the 2011-2012 School Year, and includes information regarding the health status of children at kindergarten entry.

Key Element	County % On File in WVEIS	State Average % On File in WVEIS	Of those On File, County % Referred	Of those On File, State Average % Referred
Immunizations	100.00	95.80	N/A	N/A
Health Check Form: Hearing	87.65	76.19	3.70	6.88
Health Check Form: Vision	86.42	86.09	6.17	5.36
Health Check Form: Oral Health	0.00	35.93	0.00	1.99
Health Check Form: Developmental	0.00	17.41	0.00	0.58
Health Check Form: Speech and Language	81.48	52.55	14.81	4.55

Key Element	County Average %	State Average %
Kindergarten Children with an Individual Health Plan	8.64	6.29

Calhoun County Find My WV Pre-K Information:

Visit <http://wvde.state.wv.us/oel/map-web/> to find additional information regarding the county collaborative early childhood team, WV Universal Pre-K classrooms, and other data.



Clay County

Early Childhood Program Profile

Unless otherwise noted, this data has been compiled based on 2011-2012 2nd Month Enrollment as reported by counties to the West Virginia Education Information System (WVEIS).

Program Information (2011-2012)

	County	State
Number of WV Universal Pre-K Classrooms (<i>as reported to the WV Pre-K Steering Team annually; classrooms operating with AM and PM sessions are reflected in this count as two classrooms</i>)	10	1,039
WV Universal Pre-K Collaboration Rate (<i>WVBE Policy 2525 requires a minimum of 50% collaboration with potential community partners, including licensed childcare and Head Start programs</i>)	100%	72%

WV Universal Pre-K Enrollment Information (2011-2012)

	County	State
WV Universal Pre-K Enrollment	154	15,268
Number of 3-year-old children in WV Universal Pre-K Receiving Head Start Services (<i>as reported in WVEIS menu item STU.380: Collaborative Early Childhood Programs</i>)	20	2,525
Number of 4-year-old children in WV Universal Pre-K Receiving Head Start Services (<i>as reported in WVEIS menu item STU.380: Collaborative Early Childhood Programs</i>)	58	4,948
Number of children in WV Universal Pre-K Identified as Having Special Needs (<i>as reported in WVEIS 2nd month enrollment</i>)	32	2,412

WV Universal Pre-K and WV Kindergarten Participation

	County	State
2012-2013 WV Kindergarten Total Enrollment	172	21,776
2012-2013 WV Kindergarten 5-year-old Enrollment	136	18,597
2011-2012 WV Universal Pre-K 4-year-old Enrollment	122	12,835
2011-2012 WV Universal Pre-K Participation Rate	90%	69%
<i>(Compiled by comparing the 5 yr. old kindergarten enrollment and the 4 yr. old population enrolled in pre-k from the previous year. This is used as a rough estimate for participation and needs.)</i>		

WV Universal Pre-K Child Outcome Data

This data has been compiled based on information provided by WV Universal Pre-K Educators and 3 year old Head Start / Home-based Educators as reported on the WV Pre-K Child Assessment System Reporting Platform during the 2011-2012 School Year. Future profiles will include data based on children's status at Kindergarten entry for those counties participating in the WV Kindergarten Child Assessment System.

Early Learning Scale Item	Checkpoint 1			Checkpoint 3		
	%1-1.99	%2-3.99	%4-5	%1-1.99	%2-3.99	%4-5
1. Number And Numerical Operations	47.97	47.30	4.73	11.72	35.86	52.41
2. Classification And Algebraic Thinking	43.92	52.70	3.38	6.90	33.79	59.31
3. Geometry And Measurement	34.46	62.84	2.70	5.52	37.24	57.24
4. Scientific Inquiry	71.62	22.97	5.41	17.24	44.83	37.93
5. Self-Regulation	18.24	45.95	35.81	4.14	26.21	69.66
6. Play	20.27	63.51	16.22	3.45	24.14	72.41
7. Oral Language	22.30	58.11	19.59	5.52	26.21	68.28
8. Phonological Awareness	58.11	40.54	1.35	13.79	42.76	43.45
9. Print Awareness	29.05	54.73	16.22	9.66	19.31	71.03
10. Writing	23.65	67.57	8.78	8.97	38.62	52.71

Kindergarten Entry Health Data

This data has been compiled based on information provided WVEIS for the 2011-2012 School Year, and includes information regarding the health status of children at kindergarten entry.

Key Element	County % On File in WVEIS	State Average % On File in WVEIS	Of those On File, County % Referred	Of those On File, State Average % Referred
Immunizations	66.44	95.80	N/A	N/A
Health Check Form: Hearing	34.90	76.19	0.67	6.88
Health Check Form: Vision	39.60	86.09	1.34	5.36
Health Check Form: Oral Health	26.17	35.93	0.67	1.99
Health Check Form: Developmental	21.48	17.41	0.00	0.58
Health Check Form: Speech and Language	36.91	52.55	0.67	4.55

Key Element	County Average %	State Average %
Kindergarten Children with an Individual Health Plan	7.38	6.29

Clay County Find My WV Pre-K Information:

Visit <http://wvde.state.wv.us/oel/map-web/> to find additional information regarding the county collaborative early childhood team, WV Universal Pre-K classrooms, and other data.



Doddridge County

Early Childhood Program Profile

Unless otherwise noted, this data has been compiled based on 2011-2012 2nd Month Enrollment as reported by counties to the West Virginia Education Information System (WVEIS).

Program Information (2011-2012)

	County	State
Number of WV Universal Pre-K Classrooms (<i>as reported to the WV Pre-K Steering Team annually; classrooms operating with AM and PM sessions are reflected in this count as two classrooms</i>)	3	1,039
WV Universal Pre-K Collaboration Rate (<i>WVBE Policy 2525 requires a minimum of 50% collaboration with potential community partners, including licensed childcare and Head Start programs</i>)	100%	72%

WV Universal Pre-K Enrollment Information (2011-2012)

	County	State
WV Universal Pre-K Enrollment	61	15,268
Number of 3-year-old children in WV Universal Pre-K Receiving Head Start Services (<i>as reported in WVEIS menu item STU.380: Collaborative Early Childhood Programs</i>)	1	2,525
Number of 4-year-old children in WV Universal Pre-K Receiving Head Start Services (<i>as reported in WVEIS menu item STU.380: Collaborative Early Childhood Programs</i>)	20	4,948
Number of children in WV Universal Pre-K Identified as Having Special Needs (<i>as reported in WVEIS 2nd month enrollment</i>)	11	2,412

WV Universal Pre-K and WV Kindergarten Participation

	County	State
2012-2013 WV Kindergarten Total Enrollment	74	21,776
2012-2013 WV Kindergarten 5-year-old Enrollment	68	18,597
2011-2012 WV Universal Pre-K 4-year-old Enrollment	55	12,835
2011-2012 WV Universal Pre-K Participation Rate (<i>Compiled by comparing the 5 yr. old kindergarten enrollment and the 4 yr. old population enrolled in pre-k from the previous year. This is used as a rough estimate for participation and needs.</i>)	81%	69%

WV Universal Pre-K Child Outcome Data

This data has been compiled based on information provided by WV Universal Pre-K Educators and 3 year old Head Start / Home-based Educators as reported on the WV Pre-K Child Assessment System Reporting Platform during the 2011-2012 School Year. Future profiles will include data based on children's status at Kindergarten entry for those counties participating in the WV Kindergarten Child Assessment System.

Early Learning Scale Item	Checkpoint 1			Checkpoint 3		
	%1-1.99	%2-3.99	%4-5	%1-1.99	%2-3.99	%4-5
1. Number And Numerical Operations	53.33	46.67	0.00	11.48	29.51	59.02
2. Classification And Algebraic Thinking	18.33	70.00	11.67	4.92	18.03	77.05
3. Geometry And Measurement	28.33	65.00	6.67	4.92	18.03	77.05
4. Scientific Inquiry	48.33	51.67	0.00	8.20	44.26	47.54
5. Self-Regulation	10.00	48.33	41.67	3.28	19.67	77.05
6. Play	8.33	76.67	15.00	1.64	19.67	78.69
7. Oral Language	15.00	66.67	18.33	4.92	22.95	72.13
8. Phonological Awareness	33.33	65.00	1.67	9.84	40.98	49.18
9. Print Awareness	23.33	63.33	13.33	3.28	19.67	77.05
10. Writing	16.67	80.00	3.33	4.92	40.98	54.10

Kindergarten Entry Health Data


This data has been compiled based on information provided WVEIS for the 2011-2012 School Year, and includes information regarding the health status of children at kindergarten entry.

Key Element	County % On File in WVEIS	-	Of those On File, County % Referred	Of those On File, State Average % Referred
Immunizations	87.50	95.80	N/A	N/A
Health Check Form: Hearing	41.67	76.19	1.39	6.88
Health Check Form: Vision	58.33	86.09	1.39	5.36
Health Check Form: Oral Health	33.33	35.93	1.39	1.99
Health Check Form: Developmental	16.67	17.41	0.00	0.58
Health Check Form: Speech and Language	11.11	52.55	0.00	4.55

Key Element	County Average %	State Average %
Kindergarten Children with an Individual Health Plan	2.78	6.29

Doddridge County Find My WV Pre-K Information:

Visit <http://wvde.state.wv.us/oel/map-web/> to find additional information regarding the county collaborative early childhood team, WV Universal Pre-K classrooms, and other data.



Fayette County

Early Childhood Program Profile

Unless otherwise noted, this data has been compiled based on 2011-2012 2nd Month Enrollment as reported by counties to the West Virginia Education Information System (WVEIS).

Program Information (2011-2012)

	County	State
Number of WV Universal Pre-K Classrooms (<i>as reported to the WV Pre-K Steering Team annually; classrooms operating with AM and PM sessions are reflected in this count as two classrooms</i>)	27	1,039
WV Universal Pre-K Collaboration Rate (<i>WVBE Policy 2525 requires a minimum of 50% collaboration with potential community partners, including licensed childcare and Head Start programs</i>)	73%	72%

WV Universal Pre-K Enrollment Information (2011-2012)

	County	State
WV Universal Pre-K Enrollment	364	15,268
Number of 3-year-old children in WV Universal Pre-K Receiving Head Start Services (<i>as reported in WVEIS menu item STU.380: Collaborative Early Childhood Programs</i>)	69	2,525
Number of 4-year-old children in WV Universal Pre-K Receiving Head Start Services (<i>as reported in WVEIS menu item STU.380: Collaborative Early Childhood Programs</i>)	153	4,948
Number of children in WV Universal Pre-K Identified as Having Special Needs (<i>as reported in WVEIS 2nd month enrollment</i>)	61	2,412

WV Universal Pre-K and WV Kindergarten Participation

	County	State
2012-2013 WV Kindergarten Total Enrollment	525	21,776
2012-2013 WV Kindergarten 5-year-old Enrollment	447	18,597
2011-2012 WV Universal Pre-K 4-year-old Enrollment	292	12,835
2011-2012 WV Universal Pre-K Participation Rate (<i>Compiled by comparing the 5 yr. old kindergarten enrollment and the 4 yr. old population enrolled in pre-k from the previous year. This is used as a rough estimate for participation and needs.</i>)	65%	69%

WV Universal Pre-K Child Outcome Data

This data has been compiled based on information provided by WV Universal Pre-K Educators and 3 year old Head Start / Home -based Educators as reported on the WV Pre-K Child Assessment System Reporting Platform during the 2011-2012 School Year. Future profiles will include data based on children's status at Kindergarten entry for those counties participating in the WV Kindergarten Child Assessment System.

Early Learning Scale Item	Checkpoint 1			Checkpoint 3		
	%1-1.99	%2-3.99	%4-5	%1-1.99	%2-3.99	%4-5
1. Number And Numerical Operations	52.51	44.54	2.95	14.59	32.22	53.19
2. Classification And Algebraic Thinking	30.38	63.42	6.19	6.38	39.51	54.10
3. Geometry And Measurement	31.86	64.60	3.54	5.47	39.51	55.02
4. Scientific Inquiry	59.88	38.05	2.06	19.45	48.33	32.22
5. Self-Regulation	19.99	60.18	21.83	3.65	26.44	69.91
6. Play	15.63	69.03	15.34	3.95	20.67	75.38
7. Oral Language	18.58	59.88	21.53	6.08	23.10	70.82
8. Phonological Awareness	54.28	42.48	3.24	13.07	57.45	29.48
9. Print Awareness	26.25	57.52	16.22	7.29	29.48	63.22
10. Writing	22.12	72.86	5.01	7.29	41.64	51.06

Kindergarten Entry Health Data

This data has been compiled based on information provided WVEIS for the 2011-2012 School Year, and includes information regarding the health status of children at kindergarten entry.

Key Element	County % On File in WVEIS	State Average % On File in WVEIS	Of those On File, County % Referred	Of those On File, State Average % Referred
Immunizations	99.81	95.80	N/A	N/A
Health Check Form: Hearing	88.13	76.19	3.11	6.88
Health Check Form: Vision	94.16	86.09	8.56	5.36
Health Check Form: Oral Health	61.28	35.93	4.86	1.99
Health Check Form: Developmental	4.86	17.41	0.39	0.58
Health Check Form: Speech and Language	82.49	52.55	2.53	4.55

Key Element	County Average %	State Average %
Kindergarten Children with an Individual Health Plan	6.03	6.29

Fayette County Find My WV Pre-K Information:

Visit <http://wvde.state.wv.us/oel/map-web/> to find additional information regarding the county collaborative early childhood team, WV Universal Pre-K classrooms, and other data.



Gilmer County

Early Childhood Program Profile

Unless otherwise noted, this data has been compiled based on 2011-2012 2nd Month Enrollment as reported by counties to the West Virginia Education Information System (WVEIS).

Program Information (2011-2012)

	County	State
Number of WV Universal Pre-K Classrooms (<i>as reported to the WV Pre-K Steering Team annually; classrooms operating with AM and PM sessions are reflected in this count as two classrooms</i>)	5	1,039
WV Universal Pre-K Collaboration Rate (<i>WVBE Policy 2525 requires a minimum of 50% collaboration with potential community partners, including licensed childcare and Head Start programs</i>)	60%	72%

WV Universal Pre-K Enrollment Information (2011-2012)

	County	State
WV Universal Pre-K Enrollment	62	15,268
Number of 3-year-old children in WV Universal Pre-K Receiving Head Start Services (<i>as reported in WVEIS menu item STU.380: Collaborative Early Childhood Programs</i>)	10	2,525
Number of 4-year-old children in WV Universal Pre-K Receiving Head Start Services (<i>as reported in WVEIS menu item STU.380: Collaborative Early Childhood Programs</i>)	11	4,948
Number of children in WV Universal Pre-K Identified as Having Special Needs (<i>as reported in WVEIS 2nd month enrollment</i>)	7	2,412

WV Universal Pre-K and WV Kindergarten Participation

	County	State
2012-2013 WV Kindergarten Total Enrollment	75	21,776
2012-2013 WV Kindergarten 5-year-old Enrollment	66	18,597
2011-2012 WV Universal Pre-K 4-year-old Enrollment	54	12,835
2011-2012 WV Universal Pre-K Participation Rate	82%	69%
<i>(Compiled by comparing the 5 yr. old kindergarten enrollment and the 4 yr. old population enrolled in pre-k from the previous year. This is used as a rough estimate for participation and needs.)</i>		

WV Universal Pre-K Child Outcome Data

This data has been compiled based on information provided by WV Universal Pre-K Educators and 3 year old Head Start / Home -based Educators as reported on the WV Pre-K Child Assessment System Reporting Platform during the 2011-2012 School Year. Future profiles will include data based on children's status at Kindergarten entry for those counties participating in the WV Kindergarten Child Assessment System.

Early Learning Scale Item	Checkpoint 1			Checkpoint 3		
	%1-1.99	%2-3.99	%4-5	%1-1.99	%2-3.99	%4-5
1. Number And Numerical Operations	28.57	61.43	10.00	6.94	37.50	55.56
2. Classification And Algebraic Thinking	10.00	74.29	15.71	5.56	45.83	48.61
3. Geometry And Measurement	28.57	70.00	1.43	4.17	40.28	55.56
4. Scientific Inquiry	40.00	52.86	7.14	4.17	58.33	37.50
5. Self-Regulation	7.14	42.86	50.00	4.17	26.39	69.44
6. Play	7.14	61.43	31.43	1.39	16.67	81.94
7. Oral Language	7.14	64.29	28.57	4.17	31.94	63.89
8. Phonological Awareness	35.71	60.00	4.29	8.33	26.39	65.28
9. Print Awareness	7.14	72.86	20.00	2.78	20.83	76.39
10. Writing	7.14	84.29	8.57	2.78	56.94	40.28

Kindergarten Entry Health Data

This data has been compiled based on information provided WVEIS for the 2011-2012 School Year, and includes information regarding the health status of children at kindergarten entry.

Key Element	County % On File in WVEIS	State Average % On File in WVEIS	Of those On File, County % Referred	Of those On File, State Average % Referred
Immunizations	100.00	95.80	N/A	N/A
Health Check Form: Hearing	100.00	76.19	0.00	6.88
Health Check Form: Vision	100.00	86.09	0.00	5.36
Health Check Form: Oral Health	96.05	35.93	0.00	1.99
Health Check Form: Developmental	76.32	17.41	0.00	0.58
Health Check Form: Speech and Language	6.58	52.55	2.63	4.55

Key Element	County Average %	State Average %
Kindergarten Children with an Individual Health Plan	7.89	6.29

Gilmer County Find My WV Pre-K Information:

Visit <http://wvde.state.wv.us/oel/map-web/> to find additional information regarding the county collaborative early childhood team, WV Universal Pre-K classrooms, and other data.



Grant County

Early Childhood Program Profile

Unless otherwise noted, this data has been compiled based on 2011-2012 2nd Month Enrollment as reported by counties to the West Virginia Education Information System (WVEIS).

Program Information (2011-2012)

	County	State
Number of WV Universal Pre-K Classrooms (as reported to the WV Pre-K Steering Team annually; classrooms operating with AM and PM sessions are reflected in this count as two classrooms)	6	1,039
WV Universal Pre-K Collaboration Rate (WVBE Policy 2525 requires a minimum of 50% collaboration with potential community partners, including licensed childcare and Head Start programs)	60%	72%

WV Universal Pre-K Enrollment Information (2011-2012)

	County	State
WV Universal Pre-K Enrollment	98	15,268
Number of 3-year-old children in WV Universal Pre-K Receiving Head Start Services (as reported in WVEIS menu item STU.380: Collaborative Early Childhood Programs)	18	2,525
Number of 4-year-old children in WV Universal Pre-K Receiving Head Start Services (as reported in WVEIS menu item STU.380: Collaborative Early Childhood Programs)	80	4,948
Number of children in WV Universal Pre-K Identified as Having Special Needs (as reported in WVEIS 2nd month enrollment)	12	2,412

WV Universal Pre-K and WV Kindergarten Participation

	County	State
2012-2013 WV Kindergarten Total Enrollment	126	21,776
2012-2013 WV Kindergarten 5-year-old Enrollment	115	18,597
2011-2012 WV Universal Pre-K 4-year-old Enrollment	88	12,835
2011-2012 WV Universal Pre-K Participation Rate	77%	69%
(Compiled by comparing the 5 yr. old kindergarten enrollment and the 4 yr. old population enrolled in pre-k from the previous year. This is used as a rough estimate for participation and needs.)		



WV Universal Pre-K Child Outcome Data

This data has been compiled based on information provided by WV Universal Pre-K Educators and 3 year old Head Start / Home -based Educators as reported on the WV Pre-K Child Assessment System Reporting Platform during the 2011-2012 School Year. Future profiles will include data based on children's status at Kindergarten entry for those counties participating in the WV Kindergarten Child Assessment System.

Early Learning Scale Item	Checkpoint 1			Checkpoint 3		
	%1-1.99	%2-3.99	%4-5	%1-1.99	%2-3.99	%4-5
1. Number And Numerical Operations	60.58	37.50	1.92	11.32	38.68	50.00
2. Classification And Algebraic Thinking	28.85	66.35	4.81	5.66	44.34	50.00
3. Geometry And Measurement	23.08	75.96	0.96	2.83	49.06	48.11
4. Scientific Inquiry	51.92	41.35	6.73	12.26	50.00	37.74
5. Self-Regulation	11.54	48.08	40.38	4.72	19.81	75.47
6. Play	11.54	73.08	15.38	1.89	29.25	68.87
7. Oral Language	18.27	59.62	22.12	5.66	29.25	65.09
8. Phonological Awareness	68.27	31.73	0.00	13.21	69.81	16.98
9. Print Awareness	26.92	52.88	20.19	2.83	17.92	79.25
10. Writing	22.12	69.23	8.65	6.60	44.34	49.06

Kindergarten Entry Health Data


This data has been compiled based on information provided WVEIS for the 2011-2012 School Year, and includes information regarding the health status of children at kindergarten entry.

Key Element	County % On File in WVEIS	State Average % On File in WVEIS	Of those On File, County % Referred	Of those On File, State Average % Referred
Immunizations	100.00	95.80	N/A	N/A
Health Check Form: Hearing	100.00	76.19	7.63	6.88
Health Check Form: Vision	100.00	86.09	10.17	5.36
Health Check Form: Oral Health	72.88	35.93	20.34	1.99
Health Check Form: Developmental	54.24	17.41	5.08	0.58
Health Check Form: Speech and Language	94.07	52.55	22.88	4.55

Key Element	County Average %	State Average %
Kindergarten Children with an Individual Health Plan	11.02	6.29

Grant County Find My WV Pre-K Information:

Visit <http://wvde.state.wv.us/oel/map-web/> to find additional information regarding the county collaborative early childhood team, WV Universal Pre-K classrooms, and other data.



Greenbrier County

Early Childhood Program Profile

Unless otherwise noted, this data has been compiled based on 2011-2012 2nd Month Enrollment as reported by counties to the West Virginia Education Information System (WVEIS).

Program Information (2011-2012)

	County	State
Number of WV Universal Pre-K Classrooms (<i>as reported to the WV Pre-K Steering Team annually; classrooms operating with AM and PM sessions are reflected in this count as two classrooms</i>)	21	1,039
WV Universal Pre-K Collaboration Rate (<i>WVBE Policy 2525 requires a minimum of 50% collaboration with potential community partners, including licensed childcare and Head Start programs</i>)	100%	72%

WV Universal Pre-K Enrollment Information (2011-2012)

	County	State
WV Universal Pre-K Enrollment	283	15,268
Number of 3-year-old children in WV Universal Pre-K Receiving Head Start Services (<i>as reported in WVEIS menu item STU.380: Collaborative Early Childhood Programs</i>)	38	2,525
Number of 4-year-old children in WV Universal Pre-K Receiving Head Start Services (<i>as reported in WVEIS menu item STU.380: Collaborative Early Childhood Programs</i>)	119	4,948
Number of children in WV Universal Pre-K Identified as Having Special Needs (<i>as reported in WVEIS 2nd month enrollment</i>)	36	2,412

WV Universal Pre-K and WV Kindergarten Participation

	County	State
2012-2013 WV Kindergarten Total Enrollment	416	21,776
2012-2013 WV Kindergarten 5-year-old Enrollment	355	18,597
2011-2012 WV Universal Pre-K 4-year-old Enrollment	245	12,835
2011-2012 WV Universal Pre-K Participation Rate	69%	69%
<i>(Compiled by comparing the 5 yr. old kindergarten enrollment and the 4 yr. old population enrolled in pre-k from the previous year. This is used as a rough estimate for participation and needs.)</i>		

WV Universal Pre-K Child Outcome Data

This data has been compiled based on information provided by WV Universal Pre-K Educators and 3 year old Head Start / Home -based Educators as reported on the WV Pre-K Child Assessment System Reporting Platform during the 2011-2012 School Year. Future profiles will include data based on children's status at Kindergarten entry for those counties participating in the WV Kindergarten Child Assessment System.

Early Learning Scale Item	Checkpoint 1			Checkpoint 3		
	%1-1.99	%2-3.99	%4-5	%1-1.99	%2-3.99	%4-5
1. Number And Numerical Operations	55.02	42.91	2.08	9.76	39.72	50.52
2. Classification And Algebraic Thinking	38.06	56.40	5.58	2.79	32.75	64.46
3. Geometry And Measurement	40.83	59.17	0.00	4.88	37.28	57.84
4. Scientific Inquiry	62.63	35.64	1.73	11.85	41.81	46.34
5. Self-Regulation	15.22	64.71	20.07	2.79	21.60	75.61
6. Play	12.80	69.90	17.30	2.09	17.77	80.14
7. Oral Language	19.38	59.86	20.76	4.18	21.25	74.56
8. Phonological Awareness	53.63	42.21	4.15	8.71	45.99	45.30
9. Print Awareness	17.99	70.24	11.76	3.48	27.87	68.64
10. Writing	25.95	68.17	5.88	5.57	44.95	49.48

Kindergarten Entry Health Data

This data has been compiled based on information provided WVEIS for the 2011-2012 School Year, and includes information regarding the health status of children at kindergarten entry.

Key Element	County % On File in WVEIS	State Average % On File in WVEIS	Of those On File, County % Referred	Of those On File, State Average % Referred
Immunizations	98.11	95.80	N/A	N/A
Health Check Form: Hearing	72.24	76.19	0.00	6.88
Health Check Form: Vision	87.87	86.09	1.35	5.36
Health Check Form: Oral Health	1.08	35.93	0.00	1.99
Health Check Form: Developmental	4.04	17.41	0.00	0.58
Health Check Form: Speech and Language	83.29	52.55	10.78	4.55

Key Element	County Average %	State Average %
Kindergarten Children with an Individual Health Plan	9.43	6.29

Greenbrier County Find My WV Pre-K Information:

Visit <http://wvde.state.wv.us/oel/map-web/> to find additional information regarding the county collaborative early childhood team, WV Universal Pre-K classrooms, and other data.



Hampshire County

Early Childhood Program Profile

Unless otherwise noted, this data has been compiled based on 2011-2012 2nd Month Enrollment as reported by counties to the West Virginia Education Information System (WVEIS).

Program Information (2011-2012)

	County	State
Number of WV Universal Pre-K Classrooms (<i>as reported to the WV Pre-K Steering Team annually; classrooms operating with AM and PM sessions are reflected in this count as two classrooms</i>)	14	1,039
WV Universal Pre-K Collaboration Rate (<i>WVBE Policy 2525 requires a minimum of 50% collaboration with potential community partners, including licensed childcare and Head Start programs</i>)	57%	72%

WV Universal Pre-K Enrollment Information (2011-2012)

	County	State
WV Universal Pre-K Enrollment	172	15,268
Number of 3-year-old children in WV Universal Pre-K Receiving Head Start Services (<i>as reported in WVEIS menu item STU.380: Collaborative Early Childhood Programs</i>)	45	2,525
Number of 4-year-old children in WV Universal Pre-K Receiving Head Start Services (<i>as reported in WVEIS menu item STU.380: Collaborative Early Childhood Programs</i>)	48	4,948
Number of children in WV Universal Pre-K Identified as Having Special Needs (<i>as reported in WVEIS 2nd month enrollment</i>)	27	2,412

WV Universal Pre-K and WV Kindergarten Participation

	County	State
2012-2013 WV Kindergarten Total Enrollment	256	21,776
2012-2013 WV Kindergarten 5-year-old Enrollment	223	18,597
2011-2012 WV Universal Pre-K 4-year-old Enrollment	154	12,835
2011-2012 WV Universal Pre-K Participation Rate	69%	69%
<i>(Compiled by comparing the 5 yr. old kindergarten enrollment and the 4 yr. old population enrolled in pre-k from the previous year. This is used as a rough estimate for participation and needs.)</i>		

WV Universal Pre-K Child Outcome Data

This data has been compiled based on information provided by WV Universal Pre-K Educators and 3 year old Head Start / Home -based Educators as reported on the WV Pre-K Child Assessment System Reporting Platform during the 2011-2012 School Year. Future profiles will include data based on children's status at Kindergarten entry for those counties participating in the WV Kindergarten Child Assessment System.

Early Learning Scale Item	Checkpoint 1			Checkpoint 3		
	%1-1.99	%2-3.99	%4-5	%1-1.99	%2-3.99	%4-5
1. Number And Numerical Operations	49.37	47.47	3.16	18.87	36.48	44.65
2. Classification And Algebraic Thinking	25.95	66.46	7.59	11.95	34.59	53.46
3. Geometry And Measurement	27.22	72.15	0.63	11.95	46.54	41.51
4. Scientific Inquiry	51.27	46.20	2.53	23.90	45.28	30.82
5. Self-Regulation	11.39	58.86	29.75	6.92	27.67	65.41
6. Play	8.86	62.66	28.48	8.18	20.13	71.70
7. Oral Language	10.76	71.52	17.72	6.92	32.70	60.38
8. Phonological Awareness	58.86	40.51	0.63	18.24	41.51	40.25
9. Print Awareness	23.42	60.13	16.46	11.32	29.56	59.12
10. Writing	18.99	77.85	3.16	13.84	38.99	47.17

Kindergarten Entry Health Data

This data has been compiled based on information provided WVEIS for the 2011-2012 School Year, and includes information regarding the health status of children at kindergarten entry.

Key Element	County % On File in WVEIS	State Average % On File in WVEIS	Of those On File, County % Referred	Of those On File, State Average % Referred
Immunizations	98.28	95.80	N/A	N/A
Health Check Form: Hearing	0.86	76.19	0.00	6.88
Health Check Form: Vision	86.21	86.09	5.17	5.36
Health Check Form: Oral Health	1.72	35.93	0.00	1.99
Health Check Form: Developmental	0.86	17.41	0.00	0.58
Health Check Form: Speech and Language	0.86	52.55	0.00	4.55

Key Element	County Average %	State Average %
Kindergarten Children with an Individual Health Plan	6.47	6.29

Hampshire County Find My WV Pre-K Information:

Visit <http://wvde.state.wv.us/oel/map-web/> to find additional information regarding the county collaborative early childhood team, WV Universal Pre-K classrooms, and other data.



Hancock County

Early Childhood Program Profile

Unless otherwise noted, this data has been compiled based on 2011-2012 2nd Month Enrollment as reported by counties to the West Virginia Education Information System (WVEIS).

Program Information (2011-2012)

	County	State
Number of WV Universal Pre-K Classrooms (<i>as reported to the WV Pre-K Steering Team annually; classrooms operating with AM and PM sessions are reflected in this count as two classrooms</i>)	14	1,039
WV Universal Pre-K Collaboration Rate (<i>WVBE Policy 2525 requires a minimum of 50% collaboration with potential community partners, including licensed childcare and Head Start programs</i>)	43%	72%

WV Universal Pre-K Enrollment Information (2011-2012)

	County	State
WV Universal Pre-K Enrollment	212	15,268
Number of 3-year-old children in WV Universal Pre-K Receiving Head Start Services (<i>as reported in WVEIS menu item STU.380: Collaborative Early Childhood Programs</i>)	54	2,525
Number of 4-year-old children in WV Universal Pre-K Receiving Head Start Services (<i>as reported in WVEIS menu item STU.380: Collaborative Early Childhood Programs</i>)	57	4,948
Number of children in WV Universal Pre-K Identified as Having Special Needs (<i>as reported in WVEIS 2nd month enrollment</i>)	52	2,412

WV Universal Pre-K and WV Kindergarten Participation

	County	State
2012-2013 WV Kindergarten Total Enrollment	314	21,776
2012-2013 WV Kindergarten 5-year-old Enrollment	260	18,597
2011-2012 WV Universal Pre-K 4-year-old Enrollment	160	12,835
2011-2012 WV Universal Pre-K Participation Rate	62%	69%
<i>(Compiled by comparing the 5 yr. old kindergarten enrollment and the 4 yr. old population enrolled in pre-k from the previous year. This is used as a rough estimate for participation and needs.)</i>		

WV Universal Pre-K Child Outcome Data

This data has been compiled based on information provided by WV Universal Pre-K Educators and 3 year old Head Start / Home -based Educators as reported on the WV Pre-K Child Assessment System Reporting Platform during the 2011-2012 School Year. Future profiles will include data based on children's status at Kindergarten entry for those counties participating in the WV Kindergarten Child Assessment System.

Early Learning Scale Item	Checkpoint 1			Checkpoint 3		
	%1-1.99	%2-3.99	%4-5	%1-1.99	%2-3.99	%4-5
1. Number And Numerical Operations	44.98	48.03	6.99	17.26	34.51	48.23
2. Classification And Algebraic Thinking	23.14	70.74	6.11	7.52	33.63	58.85
3. Geometry And Measurement	24.45	65.07	10.48	7.08	41.59	51.33
4. Scientific Inquiry	45.85	48.91	5.24	22.12	37.61	40.27
5. Self-Regulation	11.79	58.08	30.13	3.10	23.45	73.45
6. Play	8.73	65.07	26.20	4.87	28.76	66.37
7. Oral Language	17.47	58.52	24.02	7.96	26.99	65.04
8. Phonological Awareness	46.72	44.10	9.17	15.93	44.25	39.82
9. Print Awareness	14.41	68.56	17.03	4.42	33.19	62.39
10. Writing	26.64	61.14	12.23	8.85	45.13	46.02

Kindergarten Entry Health Data

This data has been compiled based on information provided WVEIS for the 2011-2012 School Year, and includes information regarding the health status of children at kindergarten entry.

Key Element	County % On File in WVEIS	State Average % On File in WVEIS	Of those On File, County % Referred	Of those On File, State Average % Referred
Immunizations	98.52	95.80	N/A	N/A
Health Check Form: Hearing	48.96	76.19	1.62	6.88
Health Check Form: Vision	50.45	86.09	0.89	5.36
Health Check Form: Oral Health	49.85	35.93	0.30	1.99
Health Check Form: Developmental	49.55	17.41	0.00	0.58
Health Check Form: Speech and Language	49.26	52.55	0.00	4.55

Key Element	County Average %	State Average %
Kindergarten Children with an Individual Health Plan	4.15	6.29

Hancock County Find My WV Pre-K Information:

Visit <http://wvde.state.wv.us/oel/map-web/> to find additional information regarding the county collaborative early childhood team, WV Universal Pre-K classrooms, and other data.



Hardy County

Early Childhood Program Profile

Unless otherwise noted, this data has been compiled based on 2011-2012 2nd Month Enrollment as reported by counties to the West Virginia Education Information System (WVEIS).

Program Information (2011-2012)

	County	State
Number of WV Universal Pre-K Classrooms (<i>as reported to the WV Pre-K Steering Team annually; classrooms operating with AM and PM sessions are reflected in this count as two classrooms</i>)	8	1,039
WV Universal Pre-K Collaboration Rate (<i>WVBE Policy 2525 requires a minimum of 50% collaboration with potential community partners, including licensed childcare and Head Start programs</i>)	63%	72%

WV Universal Pre-K Enrollment Information (2011-2012)

	County	State
WV Universal Pre-K Enrollment	128	15,268
Number of 3-year-old children in WV Universal Pre-K Receiving Head Start Services (<i>as reported in WVEIS menu item STU.380: Collaborative Early Childhood Programs</i>)	50	2,525
Number of 4-year-old children in WV Universal Pre-K Receiving Head Start Services (<i>as reported in WVEIS menu item STU.380: Collaborative Early Childhood Programs</i>)	21	4,948
Number of children in WV Universal Pre-K Identified as Having Special Needs (<i>as reported in WVEIS 2nd month enrollment</i>)	28	2,412

WV Universal Pre-K and WV Kindergarten Participation

	County	State
2012-2013 WV Kindergarten Total Enrollment	190	21,776
2012-2013 WV Kindergarten 5-year-old Enrollment	156	18,597
2011-2012 WV Universal Pre-K 4-year-old Enrollment	99	12,835
2011-2012 WV Universal Pre-K Participation Rate (<i>Compiled by comparing the 5 yr. old kindergarten enrollment and the 4 yr. old population enrolled in pre-k from the previous year. This is used as a rough estimate for participation and needs.</i>)	63%	69%



WV Universal Pre-K Child Outcome Data

This data has been compiled based on information provided by WV Universal Pre-K Educators and 3 year old Head Start / Home -based Educators as reported on the WV Pre-K Child Assessment System Reporting Platform during the 2011-2012 School Year. Future profiles will include data based on children's status at Kindergarten entry for those counties participating in the WV Kindergarten Child Assessment System.

Early Learning Scale Item	Checkpoint 1			Checkpoint 3		
	%1-1.99	%2-3.99	%4-5	%1-1.99	%2-3.99	%4-5
1. Number And Numerical Operations	50.82	46.72	2.46	24.18	39.87	35.95
2. Classification And Algebraic Thinking	20.49	74.59	4.92	7.19	43.14	49.67
3. Geometry And Measurement	32.79	67.21	0.00	14.38	56.21	29.41
4. Scientific Inquiry	54.10	45.90	0.00	33.99	46.41	19.61
5. Self-Regulation	21.31	64.75	13.93	8.50	30.72	60.78
6. Play	15.57	77.05	7.38	8.50	39.22	52.29
7. Oral Language	13.93	72.95	13.11	6.54	39.87	53.59
8. Phonological Awareness	46.72	52.46	0.82	27.45	55.56	16.99
9. Print Awareness	18.85	75.41	5.74	16.99	33.33	49.67
10. Writing	15.57	81.15	3.28	11.76	52.29	35.95

Kindergarten Entry Health Data

This data has been compiled based on information provided WVEIS for the 2011-2012 School Year, and includes information regarding the health status of children at kindergarten entry.

Key Element	County % On File in WVEIS	State Average % On File in WVEIS	Of those On File, County % Referred	Of those On File, State Average % Referred
Immunizations	98.38	95.80	N/A	N/A
Health Check Form: Hearing	85.41	76.19	1.62	6.88
Health Check Form: Vision	85.95	86.09	3.24	5.36
Health Check Form: Oral Health	46.49	35.93	1.62	1.99
Health Check Form: Developmental	40.54	17.41	0.54	0.58
Health Check Form: Speech and Language	78.38	52.55	11.35	4.55

Key Element	County Average %	State Average %
Kindergarten Children with an Individual Health Plan	5.95	6.29

Hardy County Find My WV Pre-K Information:

Visit <http://wvde.state.wv.us/oel/map-web/> to find additional information regarding the county collaborative early childhood team, WV Universal Pre-K classrooms, and other data.



Harrison County

Early Childhood Program Profile

Unless otherwise noted, this data has been compiled based on 2011-2012 2nd Month Enrollment as reported by counties to the West Virginia Education Information System (WVEIS).

Program Information (2011-2012)

	County	State
Number of WV Universal Pre-K Classrooms (<i>as reported to the WV Pre-K Steering Team annually; classrooms operating with AM and PM sessions are reflected in this count as two classrooms</i>)	41	1,039
WV Universal Pre-K Collaboration Rate (<i>WVBE Policy 2525 requires a minimum of 50% collaboration with potential community partners, including licensed childcare and Head Start programs</i>)	76%	72%

WV Universal Pre-K Enrollment Information (2011-2012)

	County	State
WV Universal Pre-K Enrollment	648	15,268
Number of 3-year-old children in WV Universal Pre-K Receiving Head Start Services (<i>as reported in WVEIS menu item STU.380: Collaborative Early Childhood Programs</i>)	97	2,525
Number of 4-year-old children in WV Universal Pre-K Receiving Head Start Services (<i>as reported in WVEIS menu item STU.380: Collaborative Early Childhood Programs</i>)	207	4,948
Number of children in WV Universal Pre-K Identified as Having Special Needs (<i>as reported in WVEIS 2nd month enrollment</i>)	93	2,412

WV Universal Pre-K and WV Kindergarten Participation

	County	State
2012-2013 WV Kindergarten Total Enrollment	842	21,776
2012-2013 WV Kindergarten 5-year-old Enrollment	699	18,597
2011-2012 WV Universal Pre-K 4-year-old Enrollment	535	12,835
2011-2012 WV Universal Pre-K Participation Rate (<i>Compiled by comparing the 5 yr. old kindergarten enrollment and the 4 yr. old population enrolled in pre-k from the previous year. This is used as a rough estimate for participation and needs.</i>)	77%	69%

WV Universal Pre-K Child Outcome Data

This data has been compiled based on information provided by WV Universal Pre-K Educators and 3 year old Head Start / Home -based Educators as reported on the WV Pre-K Child Assessment System Reporting Platform during the 2011-2012 School Year. Future profiles will include data based on children's status at Kindergarten entry for those counties participating in the WV Kindergarten Child Assessment System.

Early Learning Scale Item	Checkpoint 1			Checkpoint 3		
	%1-1.99	%2-3.99	%4-5	%1-1.99	%2-3.99	%4-5
1. Number And Numerical Operations	50.82	46.72	2.46	24.18	39.87	35.95
2. Classification And Algebraic Thinking	20.49	74.59	4.92	7.19	43.14	49.67
3. Geometry And Measurement	32.79	67.21	0.00	14.38	56.21	29.41
4. Scientific Inquiry	54.10	45.90	0.00	33.99	46.41	19.61
5. Self-Regulation	21.31	64.75	13.93	8.50	30.72	60.78
6. Play	15.57	77.05	7.38	8.50	39.22	52.29
7. Oral Language	13.93	72.95	13.11	6.54	39.87	53.59
8. Phonological Awareness	46.72	52.46	0.82	27.45	55.56	16.99
9. Print Awareness	18.85	75.41	5.74	16.99	33.33	49.67
10. Writing	15.57	81.15	3.28	11.76	52.29	35.95

Kindergarten Entry Health Data

This data has been compiled based on information provided WVEIS for the 2011-2012 School Year, and includes information regarding the health status of children at kindergarten entry.

Key Element	County % On File in WVEIS	State Average % On File in WVEIS	Of those On File, County % Referred	Of those On File, State Average % Referred
Immunizations	99.88	95.80	N/A	N/A
Health Check Form: Hearing	92.94	76.19	3.47	6.88
Health Check Form: Vision	93.30	86.09	6.34	5.36
Health Check Form: Oral Health	86.48	35.93	5.26	1.99
Health Check Form: Developmental	52.03	17.41	1.32	0.58
Health Check Form: Speech and Language	69.38	52.55	1.44	4.55

Key Element	County Average %	State Average %
Kindergarten Children with an Individual Health Plan	5.95	6.29

Harrison County Find My WV Pre-K Information:

Visit <http://wvde.state.wv.us/oel/map-web/> to find additional information regarding the county collaborative early childhood team, WV Universal Pre-K classrooms, and other data.



Jackson County

Early Childhood Program Profile

Unless otherwise noted, this data has been compiled based on 2011-2012 2nd Month Enrollment as reported by counties to the West Virginia Education Information System (WVEIS).

Program Information (2011-2012)

	County	State
Number of WV Universal Pre-K Classrooms (<i>as reported to the WV Pre-K Steering Team annually; classrooms operating with AM and PM sessions are reflected in this count as two classrooms</i>)	18	1,039
WV Universal Pre-K Collaboration Rate (<i>WVBE Policy 2525 requires a minimum of 50% collaboration with potential community partners, including licensed childcare and Head Start programs</i>)	100%	72%

WV Universal Pre-K Enrollment Information (2011-2012)

	County	State
WV Universal Pre-K Enrollment	272	15,268
Number of 3-year-old children in WV Universal Pre-K Receiving Head Start Services (<i>as reported in WVEIS menu item STU.380: Collaborative Early Childhood Programs</i>)	35	2,525
Number of 4-year-old children in WV Universal Pre-K Receiving Head Start Services (<i>as reported in WVEIS menu item STU.380: Collaborative Early Childhood Programs</i>)	64	4,948
Number of children in WV Universal Pre-K Identified as Having Special Needs (<i>as reported in WVEIS 2nd month enrollment</i>)	86	2,412

WV Universal Pre-K and WV Kindergarten Participation

	County	State
2012-2013 WV Kindergarten Total Enrollment	345	21,776
2012-2013 WV Kindergarten 5-year-old Enrollment	291	18,597
2011-2012 WV Universal Pre-K 4-year-old Enrollment	219	12,835
2011-2012 WV Universal Pre-K Participation Rate	75%	69%
<i>(Compiled by comparing the 5 yr. old kindergarten enrollment and the 4 yr. old population enrolled in pre-k from the previous year. This is used as a rough estimate for participation and needs.)</i>		

WV Universal Pre-K Child Outcome Data

This data has been compiled based on information provided by WV Universal Pre-K Educators and 3 year old Head Start / Home-based Educators as reported on the WV Pre-K Child Assessment System Reporting Platform during the 2011-2012 School Year. Future profiles will include data based on children's status at Kindergarten entry for those counties participating in the WV Kindergarten Child Assessment System.

Early Learning Scale Item	Checkpoint 1			Checkpoint 3		
	%1-1.99	%2-3.99	%4-5	%1-1.99	%2-3.99	%4-5
1. Number And Numerical Operations	50.82	46.72	2.46	24.18	39.87	35.95
2. Classification And Algebraic Thinking	20.49	74.59	4.92	7.19	43.14	49.67
3. Geometry And Measurement	32.79	67.21	0.00	14.38	56.21	29.41
4. Scientific Inquiry	54.10	45.90	0.00	33.99	46.41	19.61
5. Self-Regulation	21.31	64.75	13.93	8.50	30.72	60.78
6. Play	15.57	77.05	7.38	8.50	39.22	52.29
7. Oral Language	13.93	72.95	13.11	6.54	39.87	53.59
8. Phonological Awareness	46.72	52.46	0.82	27.45	55.56	16.99
9. Print Awareness	18.85	75.41	5.74	16.99	33.33	49.67
10. Writing	15.57	81.15	3.28	11.76	52.29	35.95

Kindergarten Entry Health Data

This data has been compiled based on information provided WVEIS for the 2011-2012 School Year, and includes information regarding the health status of children at kindergarten entry.

Key Element	County % On File in WVEIS	State Average % On File in WVEIS	Of those On File, County % Referred	Of those On File, State Average % Referred
Immunizations	93.03	95.80	N/A	N/A
Health Check Form: Hearing	98.93	76.19	4.83	6.88
Health Check Form: Vision	98.66	86.09	1.88	5.36
Health Check Form: Oral Health	7.51	35.93	0.00	1.99
Health Check Form: Developmental	0.27	17.41	0.00	0.58
Health Check Form: Speech and Language	75.07	52.55	4.29	4.55

Key Element	County Average %	State Average %
Kindergarten Children with an Individual Health Plan	6.17	6.29

Jackson County Find My WV Pre-K Information:

Visit <http://wvde.state.wv.us/oel/map-web/> to find additional information regarding the county collaborative early childhood team, WV Universal Pre-K classrooms, and other data.



Jefferson County

Early Childhood Program Profile

Unless otherwise noted, this data has been compiled based on 2011-2012 2nd Month Enrollment as reported by counties to the West Virginia Education Information System (WVEIS).

Program Information (2011-2012)

	County	State
Number of WV Universal Pre-K Classrooms (<i>as reported to the WV Pre-K Steering Team annually; classrooms operating with AM and PM sessions are reflected in this count as two classrooms</i>)	25	1,039
WV Universal Pre-K Collaboration Rate (<i>WVBE Policy 2525 requires a minimum of 50% collaboration with potential community partners, including licensed childcare and Head Start programs</i>)	52%	72%

WV Universal Pre-K Enrollment Information (2011-2012)

	County	State
WV Universal Pre-K Enrollment	318	15,268
Number of 3-year-old children in WV Universal Pre-K Receiving Head Start Services (<i>as reported in WVEIS menu item STU.380: Collaborative Early Childhood Programs</i>)	22	2,525
Number of 4-year-old children in WV Universal Pre-K Receiving Head Start Services (<i>as reported in WVEIS menu item STU.380: Collaborative Early Childhood Programs</i>)	84	4,948
Number of children in WV Universal Pre-K Identified as Having Special Needs (<i>as reported in WVEIS 2nd month enrollment</i>)	41	2,412

WV Universal Pre-K and WV Kindergarten Participation

	County	State
2012-2013 WV Kindergarten Total Enrollment	728	21,776
2012-2013 WV Kindergarten 5-year-old Enrollment	636	18,597
2011-2012 WV Universal Pre-K 4-year-old Enrollment	281	12,835
2011-2012 WV Universal Pre-K Participation Rate	44%	69%
<i>(Compiled by comparing the 5 yr. old kindergarten enrollment and the 4 yr. old population enrolled in pre-k from the previous year. This is used as a rough estimate for participation and needs.)</i>		

WV Universal Pre-K Child Outcome Data

This data has been compiled based on information provided by WV Universal Pre-K Educators and 3 year old Head Start / Home -based Educators as reported on the WV Pre-K Child Assessment System Reporting Platform during the 2011-2012 School Year. Future profiles will include data based on children's status at Kindergarten entry for those counties participating in the WV Kindergarten Child Assessment System.

Early Learning Scale Item	Checkpoint 1			Checkpoint 3		
	%1-1.99	%2-3.99	%4-5	%1-1.99	%2-3.99	%4-5
1. Number And Numerical Operations	42.51	53.21	4.28	12.84	37.61	49.54
2. Classification And Algebraic Thinking	22.02	74.92	3.06	4.28	44.65	51.07
3. Geometry And Measurement	29.97	63.61	6.42	4.59	61.16	34.25
4. Scientific Inquiry	48.01	50.76	1.22	16.21	46.79	37.00
5. Self-Regulation	8.87	56.57	34.56	2.14	27.52	70.34
6. Play	6.73	66.67	26.61	2.45	23.55	74.01
7. Oral Language	14.37	66.97	18.65	4.89	33.64	61.47
8. Phonological Awareness	46.79	49.85	3.36	12.54	59.02	28.44
9. Print Awareness	17.74	64.22	18.04	3.98	33.64	62.39
10. Writing	21.10	70.64	8.26	6.12	46.48	47.40

Kindergarten Entry Health Data

This data has been compiled based on information provided WVEIS for the 2011-2012 School Year, and includes information regarding the health status of children at kindergarten entry.

Key Element	County % On File in WVEIS	State Average % On File in WVEIS	Of those On File, County % Referred	Of those On File, State Average % Referred
Immunizations	99.05	95.80	N/A	N/A
Health Check Form: Hearing	84.36	76.19	11.85	6.88
Health Check Form: Vision	91.47	86.09	7.27	5.36
Health Check Form: Oral Health	4.74	35.93	0.16	1.99
Health Check Form: Developmental	0.47	17.41	0.00	0.58
Health Check Form: Speech and Language	83.89	52.55	17.22	4.55

Key Element	County Average %	State Average %
Kindergarten Children with an Individual Health Plan	6.79	6.29

Jefferson County Find My WV Pre-K Information:

Visit <http://wvde.state.wv.us/oel/map-web/> to find additional information regarding the county collaborative early childhood team, WV Universal Pre-K classrooms, and other data.



Kanawha County

Early Childhood Program Profile

Unless otherwise noted, this data has been compiled based on 2011-2012 2nd Month Enrollment as reported by counties to the West Virginia Education Information System (WVEIS).

Program Information (2011-2012)

	County	State
Number of WV Universal Pre-K Classrooms (<i>as reported to the WV Pre-K Steering Team annually; classrooms operating with AM and PM sessions are reflected in this count as two classrooms</i>)	101	1,039
WV Universal Pre-K Collaboration Rate (<i>WVBE Policy 2525 requires a minimum of 50% collaboration with potential community partners, including licensed childcare and Head Start programs</i>)	98%	72%

WV Universal Pre-K Enrollment Information (2011-2012)

	County	State
WV Universal Pre-K Enrollment	1,388	15,268
Number of 3-year-old children in WV Universal Pre-K Receiving Head Start Services (<i>as reported in WVEIS menu item STU.380: Collaborative Early Childhood Programs</i>)	131	2,525
Number of 4-year-old children in WV Universal Pre-K Receiving Head Start Services (<i>as reported in WVEIS menu item STU.380: Collaborative Early Childhood Programs</i>)	427	4,948
Number of children in WV Universal Pre-K Identified as Having Special Needs (<i>as reported in WVEIS 2nd month enrollment</i>)	130	2,412

WV Universal Pre-K and WV Kindergarten Participation

	County	State
2012-2013 WV Kindergarten Total Enrollment	2,144	21,776
2012-2013 WV Kindergarten 5-year-old Enrollment	1,867	18,597
2011-2012 WV Universal Pre-K 4-year-old Enrollment	1,196	12,835
2011-2012 WV Universal Pre-K Participation Rate	64%	69%
<i>(Compiled by comparing the 5 yr. old kindergarten enrollment and the 4 yr. old population enrolled in pre-k from the previous year. This is used as a rough estimate for participation and needs.)</i>		



WV Universal Pre-K Child Outcome Data

This data has been compiled based on information provided by WV Universal Pre-K Educators and 3 year old Head Start / Home -based Educators as reported on the WV Pre-K Child Assessment System Reporting Platform during the 2011-2012 School Year. Future profiles will include data based on children's status at Kindergarten entry for those counties participating in the WV Kindergarten Child Assessment System.

Early Learning Scale Item	Checkpoint 1			Checkpoint 3		
	%1-1.99	%2-3.99	%4-5	%1-1.99	%2-3.99	%4-5
1. Number And Numerical Operations	41.19	52.33	6.48	10.38	33.91	55.71
2. Classification And Algebraic Thinking	25.25	66.23	8.52	5.49	27.89	66.62
3. Geometry And Measurement	28.97	64.56	6.48	6.09	40.75	53.16
4. Scientific Inquiry	48.69	47.89	3.42	15.56	40.60	43.83
5. Self-Regulation	9.75	54.44	35.81	4.06	21.35	74.59
6. Play	11.57	58.59	29.84	4.44	20.53	75.04
7. Oral Language	13.90	59.75	26.35	6.02	25.26	68.72
8. Phonological Awareness	43.38	53.86	2.77	12.63	51.05	36.32
9. Print Awareness	16.59	62.81	20.60	5.26	26.99	67.74
10. Writing	20.67	70.45	8.88	7.22	42.93	49.85

Kindergarten Entry Health Data

This data has been compiled based on information provided WVEIS for the 2011-2012 School Year, and includes information regarding the health status of children at kindergarten entry.

Key Element	County % On File in WVEIS	State Average % On File in WVEIS	Of those On File, County % Referred	Of those On File, State Average % Referred
Immunizations	95.72	95.80	N/A	N/A
Health Check Form: Hearing	96.53	76.19	32.30	6.88
Health Check Form: Vision	96.67	86.09	7.56	5.36
Health Check Form: Oral Health	15.46	35.93	0.19	1.99
Health Check Form: Developmental	1.62	17.41	0.05	0.58
Health Check Form: Speech and Language	1.90	52.55	0.19	4.55

Key Element	County Average %	State Average %
Kindergarten Children with an Individual Health Plan	5.66	6.29

Kanawha County Find My WV Pre-K Information:

Visit <http://wvde.state.wv.us/oel/map-web/> to find additional information regarding the county collaborative early childhood team, WV Universal Pre-K classrooms, and other data.



Lewis County

Early Childhood Program Profile

Unless otherwise noted, this data has been compiled based on 2011-2012 2nd Month Enrollment as reported by counties to the West Virginia Education Information System (WVEIS).

Program Information (2011-2012)

	County	State
Number of WV Universal Pre-K Classrooms (<i>as reported to the WV Pre-K Steering Team annually; classrooms operating with AM and PM sessions are reflected in this count as two classrooms</i>)	9	1,039
WV Universal Pre-K Collaboration Rate (<i>WVBE Policy 2525 requires a minimum of 50% collaboration with potential community partners, including licensed childcare and Head Start programs</i>)	67%	72%

WV Universal Pre-K Enrollment Information (2011-2012)

	County	State
WV Universal Pre-K Enrollment	151	15,268
Number of 3-year-old children in WV Universal Pre-K Receiving Head Start Services (<i>as reported in WVEIS menu item STU.380: Collaborative Early Childhood Programs</i>)	40	2,525
Number of 4-year-old children in WV Universal Pre-K Receiving Head Start Services (<i>as reported in WVEIS menu item STU.380: Collaborative Early Childhood Programs</i>)	25	4,948
Number of children in WV Universal Pre-K Identified as Having Special Needs (<i>as reported in WVEIS 2nd month enrollment</i>)	8	2,412

WV Universal Pre-K and WV Kindergarten Participation

	County	State
2012-2013 WV Kindergarten Total Enrollment	193	21,776
2012-2013 WV Kindergarten 5-year-old Enrollment	180	18,597
2011-2012 WV Universal Pre-K 4-year-old Enrollment	143	12,835
2011-2012 WV Universal Pre-K Participation Rate	79%	69%
<i>(Compiled by comparing the 5 yr. old kindergarten enrollment and the 4 yr. old population enrolled in pre-k from the previous year. This is used as a rough estimate for participation and needs.)</i>		

WV Universal Pre-K Child Outcome Data

This data has been compiled based on information provided by WV Universal Pre-K Educators and 3 year old Head Start / Home -based Educators as reported on the WV Pre-K Child Assessment System Reporting Platform during the 2011-2012 School Year. Future profiles will include data based on children's status at Kindergarten entry for those counties participating in the WV Kindergarten Child Assessment System.

Early Learning Scale Item	Checkpoint 1			Checkpoint 3		
	%1-1.99	%2-3.99	%4-5	%1-1.99	%2-3.99	%4-5
1. Number And Numerical Operations	47.19	46.07	6.74	7.56	48.84	43.60
2. Classification And Algebraic Thinking	23.60	70.79	5.62	1.74	46.51	51.74
3. Geometry And Measurement	28.65	67.98	3.37	4.65	58.72	36.63
4. Scientific Inquiry	39.33	57.87	2.81	13.95	50.00	36.05
5. Self-Regulation	12.36	55.06	32.58	1.16	29.07	69.77
6. Play	14.61	57.30	28.09	2.33	24.42	73.26
7. Oral Language	14.04	56.74	29.21	1.74	33.14	65.12
8. Phonological Awareness	47.19	50.56	2.25	8.72	54.07	37.21
9. Print Awareness	17.98	64.61	17.42	3.49	33.72	62.79
10. Writing	33.15	59.55	7.30	1.74	60.47	37.79

Kindergarten Entry Health Data

This data has been compiled based on information provided WVEIS for the 2011-2012 School Year, and includes information regarding the health status of children at kindergarten entry.

Key Element	County % On File in WVEIS	State Average % On File in WVEIS	Of those On File, County % Referred	Of those On File, State Average % Referred
Immunizations	89.81	95.80	N/A	N/A
Health Check Form: Hearing	62.14	76.19	1.46	6.88
Health Check Form: Vision	72.82	86.09	0.49	5.36
Health Check Form: Oral Health	5.83	35.93	0.00	1.99
Health Check Form: Developmental	2.91	17.41	0.00	0.58
Health Check Form: Speech and Language	62.62	52.55	7.77	4.55

Key Element	County Average %	State Average %
Kindergarten Children with an Individual Health Plan	1.94	6.29

Lewis County Find My WV Pre-K Information:

Visit <http://wvde.state.wv.us/oel/map-web/> to find additional information regarding the county collaborative early childhood team, WV Universal Pre-K classrooms, and other data.



Lincoln County

Early Childhood Program Profile

Unless otherwise noted, this data has been compiled based on 2011-2012 2nd Month Enrollment as reported by counties to the West Virginia Education Information System (WVEIS).

Program Information (2011-2012)

	County	State
Number of WV Universal Pre-K Classrooms (<i>as reported to the WV Pre-K Steering Team annually; classrooms operating with AM and PM sessions are reflected in this count as two classrooms</i>)	13	1,039
WV Universal Pre-K Collaboration Rate (<i>WVBE Policy 2525 requires a minimum of 50% collaboration with potential community partners, including licensed childcare and Head Start programs</i>)	100%	72%

WV Universal Pre-K Enrollment Information (2011-2012)

	County	State
WV Universal Pre-K Enrollment	259	15,268
Number of 3-year-old children in WV Universal Pre-K Receiving Head Start Services (<i>as reported in WVEIS menu item STU.380: Collaborative Early Childhood Programs</i>)	34	2,525
Number of 4-year-old children in WV Universal Pre-K Receiving Head Start Services (<i>as reported in WVEIS menu item STU.380: Collaborative Early Childhood Programs</i>)	94	4,948
Number of children in WV Universal Pre-K Identified as Having Special Needs (<i>as reported in WVEIS 2nd month enrollment</i>)	41	2,412

WV Universal Pre-K and WV Kindergarten Participation

	County	State
2012-2013 WV Kindergarten Total Enrollment	326	21,776
2012-2013 WV Kindergarten 5-year-old Enrollment	266	18,597
2011-2012 WV Universal Pre-K 4-year-old Enrollment	220	12,835
2011-2012 WV Universal Pre-K Participation Rate	83%	69%
<i>(Compiled by comparing the 5 yr. old kindergarten enrollment and the 4 yr. old population enrolled in pre-k from the previous year. This is used as a rough estimate for participation and needs.)</i>		

WV Universal Pre-K Child Outcome Data

This data has been compiled based on information provided by WV Universal Pre-K Educators and 3 year old Head Start / Home -based Educators as reported on the WV Pre-K Child Assessment System Reporting Platform during the 2011-2012 School Year. Future profiles will include data based on children's status at Kindergarten entry for those counties participating in the WV Kindergarten Child Assessment System.

Early Learning Scale Item	Checkpoint 1			Checkpoint 3		
	%1-1.99	%2-3.99	%4-5	%1-1.99	%2-3.99	%4-5
1. Number And Numerical Operations	45.88	47.84	6.27	15.08	42.46	42.46
2. Classification And Algebraic Thinking	32.55	63.14	4.31	7.14	40.08	52.78
3. Geometry And Measurement	35.69	60.39	3.92	8.73	45.24	46.03
4. Scientific Inquiry	52.55	39.61	7.84	15.48	46.03	38.49
5. Self-Regulation	10.20	58.04	31.76	4.76	24.60	70.63
6. Play	12.94	59.61	27.45	3.97	20.24	75.79
7. Oral Language	15.29	59.22	25.49	6.75	31.35	61.90
8. Phonological Awareness	44.31	50.20	5.49	13.49	56.75	29.76
9. Print Awareness	20.39	58.04	21.57	7.14	35.71	57.14
10. Writing	23.14	59.22	17.65	7.54	42.86	49.60

Kindergarten Entry Health Data


This data has been compiled based on information provided WVEIS for the 2011-2012 School Year, and includes information regarding the health status of children at kindergarten entry.

Key Element	County % On File in WVEIS	State Average % On File in WVEIS	Of those On File, County % Referred	Of those On File, State Average % Referred
Immunizations	52.80	95.80	N/A	N/A
Health Check Form: Hearing	58.41	76.19	1.77	6.88
Health Check Form: Vision	55.75	86.09	2.65	5.36
Health Check Form: Oral Health	19.76	35.93	0.29	1.99
Health Check Form: Developmental	0.88	17.41	0.00	0.58
Health Check Form: Speech and Language	29.20	52.55	1.77	4.55

Key Element	County Average %	State Average %
Kindergarten Children with an Individual Health Plan	8.85	6.29

Lincoln County Find My WV Pre-K Information:

Visit <http://wvde.state.wv.us/oel/map-web/> to find additional information regarding the county collaborative early childhood team, WV Universal Pre-K classrooms, and other data.



Logan County

Early Childhood Program Profile

Unless otherwise noted, this data has been compiled based on 2011-2012 2nd Month Enrollment as reported by counties to the West Virginia Education Information System (WVEIS).

Program Information (2011-2012)

	County	State
Number of WV Universal Pre-K Classrooms (<i>as reported to the WV Pre-K Steering Team annually; classrooms operating with AM and PM sessions are reflected in this count as two classrooms</i>)	24	1,039
WV Universal Pre-K Collaboration Rate (<i>WVBE Policy 2525 requires a minimum of 50% collaboration with potential community partners, including licensed childcare and Head Start programs</i>)	100%	72%

WV Universal Pre-K Enrollment Information (2011-2012)

	County	State
WV Universal Pre-K Enrollment	331	15,268
Number of 3-year-old children in WV Universal Pre-K Receiving Head Start Services (<i>as reported in WVEIS menu item STU.380: Collaborative Early Childhood Programs</i>)	68	2,525
Number of 4-year-old children in WV Universal Pre-K Receiving Head Start Services (<i>as reported in WVEIS menu item STU.380: Collaborative Early Childhood Programs</i>)	173	4,948
Number of children in WV Universal Pre-K Identified as Having Special Needs (<i>as reported in WVEIS 2nd month enrollment</i>)	25	2,412

WV Universal Pre-K and WV Kindergarten Participation

	County	State
2012-2013 WV Kindergarten Total Enrollment	442	21,776
2012-2013 WV Kindergarten 5-year-old Enrollment	384	18,597
2011-2012 WV Universal Pre-K 4-year-old Enrollment	296	12,835
2011-2012 WV Universal Pre-K Participation Rate	77%	69%
<i>(Compiled by comparing the 5 yr. old kindergarten enrollment and the 4 yr. old population enrolled in pre-k from the previous year. This is used as a rough estimate for participation and needs.)</i>		

WV Universal Pre-K Child Outcome Data

This data has been compiled based on information provided by WV Universal Pre-K Educators and 3 year old Head Start / Home -based Educators as reported on the WV Pre-K Child Assessment System Reporting Platform during the 2011-2012 School Year. Future profiles will include data based on children's status at Kindergarten entry for those counties participating in the WV Kindergarten Child Assessment System.

Early Learning Scale Item	Checkpoint 1			Checkpoint 3		
	%1-1.99	%2-3.99	%4-5	%1-1.99	%2-3.99	%4-5
1. Number And Numerical Operations	63.50	35.48	1.03	15.38	44.62	40.00
2. Classification And Algebraic Thinking	33.42	63.75	2.83	6.67	44.62	48.72
3. Geometry And Measurement	30.08	68.12	1.80	4.62	54.10	41.28
4. Scientific Inquiry	56.56	41.90	1.54	14.36	49.23	36.41
5. Self-Regulation	15.17	53.73	31.11	3.85	27.18	68.97
6. Play	12.60	66.58	20.82	2.56	27.44	70.00
7. Oral Language	14.65	65.55	19.79	5.38	33.08	64.51
8. Phonological Awareness	54.76	43.19	2.06	11.79	62.05	26.15
9. Print Awareness	25.96	59.90	14.14	4.87	32.82	62.31
10. Writing	23.14	71.47	5.40	4.62	51.28	44.10

Kindergarten Entry Health Data

This data has been compiled based on information provided WVEIS for the 2011-2012 School Year, and includes information regarding the health status of children at kindergarten entry.

Key Element	County % On File in WVEIS	State Average % On File in WVEIS	Of those On File, County % Referred	Of those On File, State Average % Referred
Immunizations	98.39	95.80	N/A	N/A
Health Check Form: Hearing	94.71	76.19	1.15	6.88
Health Check Form: Vision	96.32	86.09	6.90	5.36
Health Check Form: Oral Health	96.32	35.93	8.51	1.99
Health Check Form: Developmental	53.79	17.41	0.00	0.58
Health Check Form: Speech and Language	94.94	52.55	2.76	4.55

Key Element	County Average %	State Average %
Kindergarten Children with an Individual Health Plan	10.34	6.29

Logan County Find My WV Pre-K Information:

Visit <http://wvde.state.wv.us/oel/map-web/> to find additional information regarding the county collaborative early childhood team, WV Universal Pre-K classrooms, and other data.



Marion County

Early Childhood Program Profile

Unless otherwise noted, this data has been compiled based on 2011-2012 2nd Month Enrollment as reported by counties to the West Virginia Education Information System (WVEIS).

Program Information (2011-2012)

	County	State
Number of WV Universal Pre-K Classrooms (<i>as reported to the WV Pre-K Steering Team annually; classrooms operating with AM and PM sessions are reflected in this count as two classrooms</i>)	31	1,039
WV Universal Pre-K Collaboration Rate (<i>WVBE Policy 2525 requires a minimum of 50% collaboration with potential community partners, including licensed childcare and Head Start programs</i>)	65%	72%

WV Universal Pre-K Enrollment Information (2011-2012)

	County	State
WV Universal Pre-K Enrollment	436	15,268
Number of 3-year-old children in WV Universal Pre-K Receiving Head Start Services (<i>as reported in WVEIS menu item STU.380: Collaborative Early Childhood Programs</i>)	92	2,525
Number of 4-year-old children in WV Universal Pre-K Receiving Head Start Services (<i>as reported in WVEIS menu item STU.380: Collaborative Early Childhood Programs</i>)	154	4,948
Number of children in WV Universal Pre-K Identified as Having Special Needs (<i>as reported in WVEIS 2nd month enrollment</i>)	65	2,412

WV Universal Pre-K and WV Kindergarten Participation

	County	State
2012-2013 WV Kindergarten Total Enrollment	612	21,776
2012-2013 WV Kindergarten 5-year-old Enrollment	536	18,597
2011-2012 WV Universal Pre-K 4-year-old Enrollment	365	12,835
2011-2012 WV Universal Pre-K Participation Rate	68%	69%
<i>(Compiled by comparing the 5 yr. old kindergarten enrollment and the 4 yr. old population enrolled in pre-k from the previous year. This is used as a rough estimate for participation and needs.)</i>		

WV Universal Pre-K Child Outcome Data

This data has been compiled based on information provided by WV Universal Pre-K Educators and 3 year old Head Start / Home -based Educators as reported on the WV Pre-K Child Assessment System Reporting Platform during the 2011-2012 School Year. Future profiles will include data based on children's status at Kindergarten entry for those counties participating in the WV Kindergarten Child Assessment System.

Early Learning Scale Item	Checkpoint 1			Checkpoint 3		
	%1-1.99	%2-3.99	%4-5	%1-1.99	%2-3.99	%4-5
1. Number And Numerical Operations	63.50	35.48	1.03	15.38	44.62	40.00
2. Classification And Algebraic Thinking	33.42	63.75	2.83	6.67	44.62	48.72
3. Geometry And Measurement	30.08	68.12	1.80	4.62	54.10	41.28
4. Scientific Inquiry	56.56	41.90	1.54	14.36	49.23	36.41
5. Self-Regulation	15.17	53.73	31.11	3.85	27.18	68.97
6. Play	12.60	66.58	20.82	2.56	27.44	70.00
7. Oral Language	14.65	65.55	19.79	5.38	33.08	64.51
8. Phonological Awareness	54.76	43.19	2.06	11.79	62.05	26.15
9. Print Awareness	25.96	59.90	14.14	4.87	32.82	62.31
10. Writing	23.14	71.47	5.40	4.62	51.28	44.10

Kindergarten Entry Health Data

This data has been compiled based on information provided WVEIS for the 2011-2012 School Year, and includes information regarding the health status of children at kindergarten entry.

Key Element	County % On File in WVEIS	State Average % On File in WVEIS	Of those On File, County % Referred	Of those On File, State Average % Referred
Immunizations	99.68	95.80	N/A	N/A
Health Check Form: Hearing	92.83	76.19	0.80	6.88
Health Check Form: Vision	97.93	86.09	3.03	5.36
Health Check Form: Oral Health	96.18	35.93	2.23	1.99
Health Check Form: Developmental	9.39	17.41	0.00	0.58
Health Check Form: Speech and Language	90.92	52.55	0.32	4.55

Key Element	County Average %	State Average %
Kindergarten Children with an Individual Health Plan	4.62	6.29

Marion County Find My WV Pre-K Information:

Visit <http://wvde.state.wv.us/oel/map-web/> to find additional information regarding the county collaborative early childhood team, WV Universal Pre-K classrooms, and other data.



Marshall County

Early Childhood Program Profile

Unless otherwise noted, this data has been compiled based on 2011-2012 2nd Month Enrollment as reported by counties to the West Virginia Education Information System (WVEIS).

Program Information (2011-2012)

	County	State
Number of WV Universal Pre-K Classrooms (<i>as reported to the WV Pre-K Steering Team annually; classrooms operating with AM and PM sessions are reflected in this count as two classrooms</i>)	17	1,039
WV Universal Pre-K Collaboration Rate (<i>WVBE Policy 2525 requires a minimum of 50% collaboration with potential community partners, including licensed childcare and Head Start programs</i>)	41%	72%

WV Universal Pre-K Enrollment Information (2011-2012)

	County	State
WV Universal Pre-K Enrollment	259	15,268
Number of 3-year-old children in WV Universal Pre-K Receiving Head Start Services (<i>as reported in WVEIS menu item STU.380: Collaborative Early Childhood Programs</i>)	53	2,525
Number of 4-year-old children in WV Universal Pre-K Receiving Head Start Services (<i>as reported in WVEIS menu item STU.380: Collaborative Early Childhood Programs</i>)	110	4,948
Number of children in WV Universal Pre-K Identified as Having Special Needs (<i>as reported in WVEIS 2nd month enrollment</i>)	24	2,412

WV Universal Pre-K and WV Kindergarten Participation

	County	State
2012-2013 WV Kindergarten Total Enrollment	336	21,776
2012-2013 WV Kindergarten 5-year-old Enrollment	293	18,597
2011-2012 WV Universal Pre-K 4-year-old Enrollment	231	12,835
2011-2012 WV Universal Pre-K Participation Rate	79%	69%
<i>(Compiled by comparing the 5 yr. old kindergarten enrollment and the 4 yr. old population enrolled in pre-k from the previous year. This is used as a rough estimate for participation and needs.)</i>		

WV Universal Pre-K Child Outcome Data

This data has been compiled based on information provided by WV Universal Pre-K Educators and 3 year old Head Start / Home-based Educators as reported on the WV Pre-K Child Assessment System Reporting Platform during the 2011-2012 School Year. Future profiles will include data based on children's status at Kindergarten entry for those counties participating in the WV Kindergarten Child Assessment System.

Early Learning Scale Item	Checkpoint 1			Checkpoint 3		
	%1-1.99	%2-3.99	%4-5	%1-1.99	%2-3.99	%4-5
1. Number And Numerical Operations	43.49	53.08	3.42	9.90	35.31	54.79
2. Classification And Algebraic Thinking	16.44	76.03	7.53	3.30	25.08	71.62
3. Geometry And Measurement	20.89	75.34	3.77	4.95	28.71	66.34
4. Scientific Inquiry	54.79	40.75	4.45	11.22	43.89	44.88
5. Self-Regulation	3.42	53.77	42.81	0.99	15.51	83.50
6. Play	8.22	64.38	27.40	3.30	15.84	80.86
7. Oral Language	10.96	68.49	20.55	3.96	19.80	76.24
8. Phonological Awareness	40.75	58.22	1.03	10.23	34.65	55.12
9. Print Awareness	15.07	69.52	15.41	2.97	26.40	70.63
10. Writing	22.60	72.60	4.79	6.93	44.88	48.18

Kindergarten Entry Health Data


This data has been compiled based on information provided WVEIS for the 2011-2012 School Year, and includes information regarding the health status of children at kindergarten entry.

Key Element	County % On File in WVEIS	State Average % On File in WVEIS	Of those On File, County % Referred	Of those On File, State Average % Referred
Immunizations	99.72	95.80	N/A	N/A
Health Check Form: Hearing	46.33	76.19	1.98	6.88
Health Check Form: Vision	94.63	86.09	11.02	5.36
Health Check Form: Oral Health	61.58	35.93	8.76	1.99
Health Check Form: Developmental	13.56	17.41	0.85	0.58
Health Check Form: Speech and Language	34.18	52.55	6.21	4.55

Key Element	County Average %	State Average %
Kindergarten Children with an Individual Health Plan	5.93	6.29

Marshall County Find My WV Pre-K Information:

Visit <http://wvde.state.wv.us/oel/map-web/> to find additional information regarding the county collaborative early childhood team, WV Universal Pre-K classrooms, and other data.



Mason County

Early Childhood Program Profile

Unless otherwise noted, this data has been compiled based on 2011-2012 2nd Month Enrollment as reported by counties to the West Virginia Education Information System (WVEIS).

Program Information (2011-2012)

	County	State
Number of WV Universal Pre-K Classrooms (<i>as reported to the WV Pre-K Steering Team annually; classrooms operating with AM and PM sessions are reflected in this count as two classrooms</i>)	18	1,039
WV Universal Pre-K Collaboration Rate (<i>WVBE Policy 2525 requires a minimum of 50% collaboration with potential community partners, including licensed childcare and Head Start programs</i>)	83%	72%

WV Universal Pre-K Enrollment Information (2011-2012)

	County	State
WV Universal Pre-K Enrollment	270	15,268
Number of 3-year-old children in WV Universal Pre-K Receiving Head Start Services (<i>as reported in WVEIS menu item STU.380: Collaborative Early Childhood Programs</i>)	18	2,525
Number of 4-year-old children in WV Universal Pre-K Receiving Head Start Services (<i>as reported in WVEIS menu item STU.380: Collaborative Early Childhood Programs</i>)	76	4,948
Number of children in WV Universal Pre-K Identified as Having Special Needs (<i>as reported in WVEIS 2nd month enrollment</i>)	38	2,412

WV Universal Pre-K and WV Kindergarten Participation

	County	State
2012-2013 WV Kindergarten Total Enrollment	318	21,776
2012-2013 WV Kindergarten 5-year-old Enrollment	271	18,597
2011-2012 WV Universal Pre-K 4-year-old Enrollment	226	12,835
2011-2012 WV Universal Pre-K Participation Rate	83%	69%
<i>(Compiled by comparing the 5 yr. old kindergarten enrollment and the 4 yr. old population enrolled in pre-k from the previous year. This is used as a rough estimate for participation and needs.)</i>		

WV Universal Pre-K Child Outcome Data

This data has been compiled based on information provided by WV Universal Pre-K Educators and 3 year old Head Start / Home -based Educators as reported on the WV Pre-K Child Assessment System Reporting Platform during the 2011-2012 School Year. Future profiles will include data based on children's status at Kindergarten entry for those counties participating in the WV Kindergarten Child Assessment System.

Early Learning Scale Item	Checkpoint 1			Checkpoint 3		
	%1-1.99	%2-3.99	%4-5	%1-1.99	%2-3.99	%4-5
1. Number And Numerical Operations	36.46	58.12	5.42	8.24	34.12	57.65
2. Classification And Algebraic Thinking	16.61	74.73	8.66	5.10	32.16	62.75
3. Geometry And Measurement	24.91	70.76	4.33	6.67	31.37	61.96
4. Scientific Inquiry	38.99	57.76	3.25	11.37	51.76	36.86
5. Self-Regulation	9.03	54.87	36.10	2.75	20.00	77.25
6. Play	9.03	64.26	26.71	2.35	20.39	77.25
7. Oral Language	11.91	48.38	39.71	4.31	20.78	74.90
8. Phonological Awareness	34.30	58.12	7.58	15.29	60.00	24.71
9. Print Awareness	20.58	54.87	24.55	6.27	23.53	70.20
10. Writing	23.10	66.79	10.11	6.27	43.53	50.20

Kindergarten Entry Health Data


This data has been compiled based on information provided WVEIS for the 2011-2012 School Year, and includes information regarding the health status of children at kindergarten entry.

Key Element	County % On File in WVEIS	State Average % On File in WVEIS	Of those On File, County % Referred	Of those On File, State Average % Referred
Immunizations	98.13	95.80	N/A	N/A
Health Check Form: Hearing	21.18	76.19	1.25	6.88
Health Check Form: Vision	95.33	86.09	3.43	5.36
Health Check Form: Oral Health	68.54	35.93	8.41	1.99
Health Check Form: Developmental	0.93	17.41	0.00	0.58
Health Check Form: Speech and Language	14.33	52.55	0.00	4.55

Key Element	County Average %	State Average %
Kindergarten Children with an Individual Health Plan	12.77	6.29

Mason County Find My WV Pre-K Information:

Visit <http://wvde.state.wv.us/oel/map-web/> to find additional information regarding the county collaborative early childhood team, WV Universal Pre-K classrooms, and other data.



McDowell County

Early Childhood Program Profile

Unless otherwise noted, this data has been compiled based on 2011-2012 2nd Month Enrollment as reported by counties to the West Virginia Education Information System (WVEIS).

Program Information (2011-2012)

	County	State
Number of WV Universal Pre-K Classrooms (<i>as reported to the WV Pre-K Steering Team annually; classrooms operating with AM and PM sessions are reflected in this count as two classrooms</i>)	22	1,039
WV Universal Pre-K Collaboration Rate (<i>WVBE Policy 2525 requires a minimum of 50% collaboration with potential community partners, including licensed childcare and Head Start programs</i>)	100%	72%

WV Universal Pre-K Enrollment Information (2011-2012)

	County	State
WV Universal Pre-K Enrollment	226	15,268
Number of 3-year-old children in WV Universal Pre-K Receiving Head Start Services (<i>as reported in WVEIS menu item STU.380: Collaborative Early Childhood Programs</i>)	76	2,525
Number of 4-year-old children in WV Universal Pre-K Receiving Head Start Services (<i>as reported in WVEIS menu item STU.380: Collaborative Early Childhood Programs</i>)	217	4,948
Number of children in WV Universal Pre-K Identified as Having Special Needs (<i>as reported in WVEIS 2nd month enrollment</i>)	20	2,412

WV Universal Pre-K and WV Kindergarten Participation

	County	State
2012-2013 WV Kindergarten Total Enrollment	303	21,776
2012-2013 WV Kindergarten 5-year-old Enrollment	253	18,597
2011-2012 WV Universal Pre-K 4-year-old Enrollment	196	12,835
2011-2012 WV Universal Pre-K Participation Rate	77%	69%
<i>(Compiled by comparing the 5 yr. old kindergarten enrollment and the 4 yr. old population enrolled in pre-k from the previous year. This is used as a rough estimate for participation and needs.)</i>		

WV Universal Pre-K Child Outcome Data

This data has been compiled based on information provided by WV Universal Pre-K Educators and 3 year old Head Start / Home -based Educators as reported on the WV Pre-K Child Assessment System Reporting Platform during the 2011-2012 School Year. Future profiles will include data based on children's status at Kindergarten entry for those counties participating in the WV Kindergarten Child Assessment System.

Early Learning Scale Item	Checkpoint 1			Checkpoint 3		
	%1-1.99	%2-3.99	%4-5	%1-1.99	%2-3.99	%4-5
1. Number And Numerical Operations	60.00	37.33	2.67	16.88	49.68	33.44
2. Classification And Algebraic Thinking	32.33	65.67	2.00	7.47	52.92	39.61
3. Geometry And Measurement	38.67	60.00	1.33	8.12	68.83	23.05
4. Scientific Inquiry	67.67	31.67	0.67	20.45	58.77	20.78
5. Self-Regulation	10.33	50.67	39.00	1.30	26.30	72.40
6. Play	11.67	58.67	29.67	1.95	28.90	69.16
7. Oral Language	15.33	63.67	21.00	6.49	34.09	59.42
8. Phonological Awareness	43.00	55.33	1.67	15.91	65.26	18.83
9. Print Awareness	25.67	55.33	19.00	9.09	29.22	61.69
10. Writing	36.67	57.67	5.67	8.77	54.87	36.36

Kindergarten Entry Health Data


This data has been compiled based on information provided WVEIS for the 2011-2012 School Year, and includes information regarding the health status of children at kindergarten entry.

Key Element	County % On File in WVEIS	State Average % On File in WVEIS	Of those On File, County % Referred	Of those On File, State Average % Referred
Immunizations	94.80	95.80	N/A	N/A
Health Check Form: Hearing	85.87	76.19	4.46	6.88
Health Check Form: Vision	85.87	86.09	0.00	5.36
Health Check Form: Oral Health	71.38	35.93	1.12	1.99
Health Check Form: Developmental	0.00	17.41	0.00	0.58
Health Check Form: Speech and Language	42.75	52.55	9.29	4.55

Key Element	County Average %	State Average %
Kindergarten Children with an Individual Health Plan	4.09	6.29

McDowell County Find My WV Pre-K Information:

Visit <http://wvde.state.wv.us/oel/map-web/> to find additional information regarding the county collaborative early childhood team, WV Universal Pre-K classrooms, and other data.



Mercer County

Early Childhood Program Profile

Unless otherwise noted, this data has been compiled based on 2011-2012 2nd Month Enrollment as reported by counties to the West Virginia Education Information System (WVEIS).

Program Information (2011-2012)

	County	State
Number of WV Universal Pre-K Classrooms (<i>as reported to the WV Pre-K Steering Team annually; classrooms operating with AM and PM sessions are reflected in this count as two classrooms</i>)	38	1,039
WV Universal Pre-K Collaboration Rate (<i>WVBE Policy 2525 requires a minimum of 50% collaboration with potential community partners, including licensed childcare and Head Start programs</i>)	53%	72%

WV Universal Pre-K Enrollment Information (2011-2012)

	County	State
WV Universal Pre-K Enrollment	527	15,268
Number of 3-year-old children in WV Universal Pre-K Receiving Head Start Services (<i>as reported in WVEIS menu item STU.380: Collaborative Early Childhood Programs</i>)	98	2,525
Number of 4-year-old children in WV Universal Pre-K Receiving Head Start Services (<i>as reported in WVEIS menu item STU.380: Collaborative Early Childhood Programs</i>)	172	4,948
Number of children in WV Universal Pre-K Identified as Having Special Needs (<i>as reported in WVEIS 2nd month enrollment</i>)	84	2,412

WV Universal Pre-K and WV Kindergarten Participation

	County	State
2012-2013 WV Kindergarten Total Enrollment	792	21,776
2012-2013 WV Kindergarten 5-year-old Enrollment	655	18,597
2011-2012 WV Universal Pre-K 4-year-old Enrollment	434	12,835
2011-2012 WV Universal Pre-K Participation Rate	66%	69%
<i>(Compiled by comparing the 5 yr. old kindergarten enrollment and the 4 yr. old population enrolled in pre-k from the previous year. This is used as a rough estimate for participation and needs.)</i>		

WV Universal Pre-K Child Outcome Data This data has been compiled based on information provided by WV Universal Pre-K Educators and 3 year old Head Start / Home -based Educators as reported on the WV Pre-K Child Assessment System Reporting Platform during the 2011-2012 School Year. Future profiles will include data based on children's status at Kindergarten entry for those counties participating in the WV Kindergarten Child Assessment System.

Early Learning Scale Item	Checkpoint 1			Checkpoint 3		
	%1-1.99	%2-3.99	%4-5	%1-1.99	%2-3.99	%4-5
1. Number And Numerical Operations	38.80	53.79	7.41	11.76	35.12	53.12
2. Classification And Algebraic Thinking	23.28	64.73	11.99	6.06	32.98	60.96
3. Geometry And Measurement	27.16	64.37	8.47	6.06	41.00	52.94
4. Scientific Inquiry	48.15	44.80	7.05	14.44	39.93	45.63
5. Self-Regulation	9.35	52.03	38.62	3.03	23.35	73.62
6. Play	10.76	58.91	30.34	2.50	22.82	74.69
7. Oral Language	14.11	54.50	31.39	5.35	24.24	70.41
8. Phonological Awareness	36.33	58.55	5.11	10.34	53.12	36.54
9. Print Awareness	19.93	63.67	16.40	5.88	26.38	67.74
10. Writing	19.40	72.31	8.29	6.60	41.89	51.52

Kindergarten Entry Health Data


This data has been compiled based on information provided WVEIS for the 2011-2012 School Year, and includes information regarding the health status of children at kindergarten entry.

Key Element	County % On File in WVEIS	State Average % On File in WVEIS	Of those On File, County % Referred	Of those On File, State Average % Referred
Immunizations	94.91	95.80	N/A	N/A
Health Check Form: Hearing	73.45	76.19	0.41	6.88
Health Check Form: Vision	80.88	86.09	1.38	5.36
Health Check Form: Oral Health	0.28	35.93	0.00	1.99
Health Check Form: Developmental	0.41	17.41	0.14	0.58
Health Check Form: Speech and Language	72.49	52.55	9.49	4.55

Key Element	County Average %	State Average %
Kindergarten Children with an Individual Health Plan	4.40	6.29

Mercer County Find My WV Pre-K Information:

Visit <http://wvde.state.wv.us/oel/map-web/> to find additional information regarding the county collaborative early childhood team, WV Universal Pre-K classrooms, and other data.



Mineral County

Early Childhood Program Profile

Unless otherwise noted, this data has been compiled based on 2011-2012 2nd Month Enrollment as reported by counties to the West Virginia Education Information System (WVEIS).

Program Information (2011-2012)

	County	State
Number of WV Universal Pre-K Classrooms (<i>as reported to the WV Pre-K Steering Team annually; classrooms operating with AM and PM sessions are reflected in this count as two classrooms</i>)	19	1,039
WV Universal Pre-K Collaboration Rate (<i>WVBE Policy 2525 requires a minimum of 50% collaboration with potential community partners, including licensed childcare and Head Start programs</i>)	84%	72%

WV Universal Pre-K Enrollment Information (2011-2012)

	County	State
WV Universal Pre-K Enrollment	281	15,268
Number of 3-year-old children in WV Universal Pre-K Receiving Head Start Services (<i>as reported in WVEIS menu item STU.380: Collaborative Early Childhood Programs</i>)	44	2,525
Number of 4-year-old children in WV Universal Pre-K Receiving Head Start Services (<i>as reported in WVEIS menu item STU.380: Collaborative Early Childhood Programs</i>)	115	4,948
Number of children in WV Universal Pre-K Identified as Having Special Needs (<i>as reported in WVEIS 2nd month enrollment</i>)	41	2,412

WV Universal Pre-K and WV Kindergarten Participation

	County	State
2012-2013 WV Kindergarten Total Enrollment	309	21,776
2012-2013 WV Kindergarten 5-year-old Enrollment	268	18,597
2011-2012 WV Universal Pre-K 4-year-old Enrollment	235	12,835
2011-2012 WV Universal Pre-K Participation Rate	88%	69%
<i>(Compiled by comparing the 5 yr. old kindergarten enrollment and the 4 yr. old population enrolled in pre-k from the previous year. This is used as a rough estimate for participation and needs.)</i>		

WV Universal Pre-K Child Outcome Data

This data has been compiled based on information provided by WV Universal Pre-K Educators and 3 year old Head Start / Home -based Educators as reported on the WV Pre-K Child Assessment System Reporting Platform during the 2011-2012 School Year. Future profiles will include data based on children's status at Kindergarten entry for those counties participating in the WV Kindergarten Child Assessment System.

Early Learning Scale Item	Checkpoint 1			Checkpoint 3		
	%1-1.99	%2-3.99	%4-5	%1-1.99	%2-3.99	%4-5
1. Number And Numerical Operations	40.80	51.17	8.03	12.46	39.06	48.48
2. Classification And Algebraic Thinking	18.06	69.90	12.04	2.02	42.76	55.22
3. Geometry And Measurement	26.09	66.89	7.02	3.70	49.16	47.14
4. Scientific Inquiry	56.19	36.45	7.36	10.44	55.56	34.01
5. Self-Regulation	8.70	58.53	32.78	3.03	29.97	67.00
6. Play	5.69	62.21	32.11	2.02	21.21	76.77
7. Oral Language	13.71	53.85	32.44	3.03	33.67	63.30
8. Phonological Awareness	40.13	53.51	6.35	14.14	40.40	45.45
9. Print Awareness	26.09	52.84	21.07	4.38	33.00	62.63
10. Writing	32.11	58.19	9.70	10.44	43.77	45.79

Kindergarten Entry Health Data

This data has been compiled based on information provided WVEIS for the 2011-2012 School Year, and includes information regarding the health status of children at kindergarten entry.

Key Element	County % On File in WVEIS	State Average % On File in WVEIS	Of those On File, County % Referred	Of those On File, State Average % Referred
Immunizations	100.00	95.80	N/A	N/A
Health Check Form: Hearing	69.15	76.19	3.90	6.88
Health Check Form: Vision	96.45	86.09	6.74	5.36
Health Check Form: Oral Health	59.93	35.93	3.55	1.99
Health Check Form: Developmental	6.38	17.41	1.06	0.58
Health Check Form: Speech and Language	61.35	52.55	4.96	4.55

Key Element	County Average %	State Average %
Kindergarten Children with an Individual Health Plan	5.32	6.29

Mineral County Find My WV Pre-K Information:

Visit <http://wvde.state.wv.us/oel/map-web/> to find additional information regarding the county collaborative early childhood team, WV Universal Pre-K classrooms, and other data.



Mingo County

Early Childhood Program Profile

Unless otherwise noted, this data has been compiled based on 2011-2012 2nd Month Enrollment as reported by counties to the West Virginia Education Information System (WVEIS).

Program Information (2011-2012)

	County	State
Number of WV Universal Pre-K Classrooms (<i>as reported to the WV Pre-K Steering Team annually; classrooms operating with AM and PM sessions are reflected in this count as two classrooms</i>)	24	1,039
WV Universal Pre-K Collaboration Rate (<i>WVBE Policy 2525 requires a minimum of 50% collaboration with potential community partners, including licensed childcare and Head Start programs</i>)	100%	72%

WV Universal Pre-K Enrollment Information (2011-2012)

	County	State
WV Universal Pre-K Enrollment	282	15,268
Number of 3-year-old children in WV Universal Pre-K Receiving Head Start Services (<i>as reported in WVEIS menu item STU.380: Collaborative Early Childhood Programs</i>)	104	2,525
Number of 4-year-old children in WV Universal Pre-K Receiving Head Start Services (<i>as reported in WVEIS menu item STU.380: Collaborative Early Childhood Programs</i>)	83	4,948
Number of children in WV Universal Pre-K Identified as Having Special Needs (<i>as reported in WVEIS 2nd month enrollment</i>)	51	2,412

WV Universal Pre-K and WV Kindergarten Participation

	County	State
2012-2013 WV Kindergarten Total Enrollment	362	21,776
2012-2013 WV Kindergarten 5-year-old Enrollment	297	18,597
2011-2012 WV Universal Pre-K 4-year-old Enrollment	240	12,835
2011-2012 WV Universal Pre-K Participation Rate (<i>Compiled by comparing the 5 yr. old kindergarten enrollment and the 4 yr. old population enrolled in pre-k from the previous year. This is used as a rough estimate for participation and needs.</i>)	81%	69%



WV Universal Pre-K Child Outcome Data

This data has been compiled based on information provided by WV Universal Pre-K Educators and 3 year old Head Start / Home -based Educators as reported on the WV Pre-K Child Assessment System Reporting Platform during the 2011-2012 School Year. Future profiles will include data based on children's status at Kindergarten entry for those counties participating in the WV Kindergarten Child Assessment System.

Early Learning Scale Item	Checkpoint 1			Checkpoint 3		
	%1-1.99	%2-3.99	%4-5	%1-1.99	%2-3.99	%4-5
1. Number And Numerical Operations	47.50	47.50	5.00	17.42	41.29	41.29
2. Classification And Algebraic Thinking	29.72	61.94	8.33	5.90	45.51	48.60
3. Geometry And Measurement	27.78	65.28	6.94	9.27	48.88	41.85
4. Scientific Inquiry	54.44	40.00	5.56	16.57	48.03	35.39
5. Self-Regulation	15.56	51.67	32.78	2.53	27.81	69.66
6. Play	13.89	55.00	31.11	2.25	28.09	69.66
7. Oral Language	15.56	56.39	28.06	4.49	34.55	60.96
8. Phonological Awareness	49.17	48.06	2.78	15.17	52.81	32.02
9. Print Awareness	21.67	57.78	20.56	5.06	36.80	58.15
10. Writing	33.06	58.33	8.61	10.39	47.47	42.13

Kindergarten Entry Health Data

This data has been compiled based on information provided WVEIS for the 2011-2012 School Year, and includes information regarding the health status of children at kindergarten entry.

Key Element	County % On File in WVEIS	State Average % On File in WVEIS	Of those On File, County % Referred	Of those On File, State Average % Referred
Immunizations	97.28	95.80	N/A	N/A
Health Check Form: Hearing	62.84	76.19	0.00	6.88
Health Check Form: Vision	95.77	86.09	8.16	5.36
Health Check Form: Oral Health	79.46	35.93	10.57	1.99
Health Check Form: Developmental	5.14	17.41	0.00	0.58
Health Check Form: Speech and Language	62.84	52.55	6.04	4.55

Key Element	County Average %	State Average %
Kindergarten Children with an Individual Health Plan	3.93	6.29

Mingo County Find My WV Pre-K Information:

Visit <http://wvde.state.wv.us/oel/map-web/> to find additional information regarding the county collaborative early childhood team, WV Universal Pre-K classrooms, and other data.



Monongalia County

Early Childhood Program Profile

Unless otherwise noted, this data has been compiled based on 2011-2012 2nd Month Enrollment as reported by counties to the West Virginia Education Information System (WVEIS).

Program Information (2011-2012)

	County	State
Number of WV Universal Pre-K Classrooms (<i>as reported to the WV Pre-K Steering Team annually; classrooms operating with AM and PM sessions are reflected in this count as two classrooms</i>)	43	1,039
WV Universal Pre-K Collaboration Rate (<i>WVBE Policy 2525 requires a minimum of 50% collaboration with potential community partners, including licensed childcare and Head Start programs</i>)	100%	72%

WV Universal Pre-K Enrollment Information (2011-2012)

	County	State
WV Universal Pre-K Enrollment		
Number of 3-year-old children in WV Universal Pre-K Receiving Head Start Services (<i>as reported in WVEIS menu item STU.380: Collaborative Early Childhood Programs</i>)	66	2,525
Number of 4-year-old children in WV Universal Pre-K Receiving Head Start Services (<i>as reported in WVEIS menu item STU.380: Collaborative Early Childhood Programs</i>)	142	4,948
Number of children in WV Universal Pre-K Identified as Having Special Needs (<i>as reported in WVEIS 2nd month enrollment</i>)	89	2,412

WV Universal Pre-K and WV Kindergarten Participation

	County	State
2012-2013 WV Kindergarten Total Enrollment	865	21,776
2012-2013 WV Kindergarten 5-year-old Enrollment	755	18,597
2011-2012 WV Universal Pre-K 4-year-old Enrollment	557	12,835
2011-2012 WV Universal Pre-K Participation Rate	74%	69%
<i>(Compiled by comparing the 5 yr. old kindergarten enrollment and the 4 yr. old population enrolled in pre-k from the previous year. This is used as a rough estimate for participation and needs.)</i>		

WV Universal Pre-K Child Outcome Data

This data has been compiled based on information provided by WV Universal Pre-K Educators and 3 year old Head Start / Home -based Educators as reported on the WV Pre-K Child Assessment System Reporting Platform during the 2011-2012 School Year. Future profiles will include data based on children's status at Kindergarten entry for those counties participating in the WV Kindergarten Child Assessment System.

Early Learning Scale Item	Checkpoint 1			Checkpoint 3		
	%1-1.99	%2-3.99	%4-5	%1-1.99	%2-3.99	%4-5
1. Number And Numerical Operations	30.85	57.82	11.33	10.55	26.89	62.56
2. Classification And Algebraic Thinking	17.73	67.51	14.75	5.50	28.38	66.12
3. Geometry And Measurement	23.40	69.15	7.45	6.39	38.63	54.98
4. Scientific Inquiry	47.84	45.31	6.86	16.20	39.52	44.28
5. Self-Regulation	8.94	47.09	43.96	3.57	21.40	75.04
6. Play	9.24	53.35	37.41	4.31	17.68	78.01
7. Oral Language	9.54	49.63	40.83	5.05	23.03	71.92
8. Phonological Awareness	41.28	48.58	10.13	13.08	39.67	47.25
9. Print Awareness	14.31	51.71	33.98	5.20	22.14	72.66
10. Writing	14.16	63.79	22.06	6.69	33.28	60.03

Kindergarten Entry Health Data

This data has been compiled based on information provided WVEIS for the 2011-2012 School Year, and includes information regarding the health status of children at kindergarten entry.

Key Element	County % On File in WVEIS	State Average % On File in WVEIS	Of those On File, County % Referred	Of those On File, State Average % Referred
Immunizations	99.28	95.80	N/A	N/A
Health Check Form: Hearing	91.63	76.19	2.63	6.88
Health Check Form: Vision	76.20	86.09	4.43	5.36
Health Check Form: Oral Health	41.03	35.93	1.44	1.99
Health Check Form: Developmental	34.33	17.41	1.91	0.58
Health Check Form: Speech and Language	70.22	52.55	0.24	4.55

Key Element	County Average %	State Average %
Kindergarten Children with an Individual Health Plan	4.55	6.29

Monongalia County Find My WV Pre-K Information:

Visit <http://wvde.state.wv.us/oel/map-web/> to find additional information regarding the county collaborative early childhood team, WV Universal Pre-K classrooms, and other data.



Monroe County

Early Childhood Program Profile

Unless otherwise noted, this data has been compiled based on 2011-2012 2nd Month Enrollment as reported by counties to the West Virginia Education Information System (WVEIS).

Program Information (2011-2012)

	County	State
Number of WV Universal Pre-K Classrooms (<i>as reported to the WV Pre-K Steering Team annually; classrooms operating with AM and PM sessions are reflected in this count as two classrooms</i>)	6	1,039
WV Universal Pre-K Collaboration Rate (<i>WVBE Policy 2525 requires a minimum of 50% collaboration with potential community partners, including licensed childcare and Head Start programs</i>)	100%	72%

WV Universal Pre-K Enrollment Information (2011-2012)

	County	State
WV Universal Pre-K Enrollment	113	15,268
Number of 3-year-old children in WV Universal Pre-K Receiving Head Start Services (<i>as reported in WVEIS menu item STU.380: Collaborative Early Childhood Programs</i>)	37	2,525
Number of 4-year-old children in WV Universal Pre-K Receiving Head Start Services (<i>as reported in WVEIS menu item STU.380: Collaborative Early Childhood Programs</i>)	34	4,948
Number of children in WV Universal Pre-K Identified as Having Special Needs (<i>as reported in WVEIS 2nd month enrollment</i>)	22	2,412

WV Universal Pre-K and WV Kindergarten Participation

	County	State
2012-2013 WV Kindergarten Total Enrollment	145	21,776
2012-2013 WV Kindergarten 5-year-old Enrollment	123	18,597
2011-2012 WV Universal Pre-K 4-year-old Enrollment	97	12,835
2011-2012 WV Universal Pre-K Participation Rate	79%	69%
<i>(Compiled by comparing the 5 yr. old kindergarten enrollment and the 4 yr. old population enrolled in pre-k from the previous year. This is used as a rough estimate for participation and needs.)</i>		

WV Universal Pre-K Child Outcome Data

This data has been compiled based on information provided by WV Universal Pre-K Educators and 3 year old Head Start / Home -based Educators as reported on the WV Pre-K Child Assessment System Reporting Platform during the 2011-2012 School Year. Future profiles will include data based on children's status at Kindergarten entry for those counties participating in the WV Kindergarten Child Assessment System.

Early Learning Scale Item	Checkpoint 1			Checkpoint 3		
	%1-1.99	%2-3.99	%4-5	%1-1.99	%2-3.99	%4-5
1. Number And Numerical Operations	68.18	30.30	1.52	36.92	28.46	34.62
2. Classification And Algebraic Thinking	41.67	55.30	3.03	19.23	35.38	45.38
3. Geometry And Measurement	43.94	55.30	0.76	19.23	52.31	28.46
4. Scientific Inquiry	65.91	33.33	0.76	31.54	37.69	30.77
5. Self-Regulation	19.70	54.55	25.76	4.62	43.85	51.54
6. Play	17.42	74.24	8.33	3.85	40.00	56.15
7. Oral Language	25.00	61.36	13.64	16.92	31.54	51.54
8. Phonological Awareness	62.88	37.12	0.00	32.31	35.38	32.31
9. Print Awareness	33.33	57.58	9.09	18.46	32.31	49.23
10. Writing	35.61	62.12	2.27	5.38	60.00	34.62

Kindergarten Entry Health Data


This data has been compiled based on information provided WVEIS for the 2011-2012 School Year, and includes information regarding the health status of children at kindergarten entry.

Key Element	County % On File in WVEIS	State Average % On File in WVEIS	Of those On File, County % Referred	Of those On File, State Average % Referred
Immunizations	98.57	95.80	N/A	N/A
Health Check Form: Hearing	96.43	76.19	2.86	6.88
Health Check Form: Vision	88.57	86.09	0.71	5.36
Health Check Form: Oral Health	33.57	35.93	0.00	1.99
Health Check Form: Developmental	0.00	17.41	0.00	0.58
Health Check Form: Speech and Language	92.86	52.55	6.43	4.55

Key Element	County Average %	State Average %
Kindergarten Children with an Individual Health Plan	6.43	6.29

Monroe County Find My WV Pre-K Information:

Visit <http://wvde.state.wv.us/oel/map-web/> to find additional information regarding the county collaborative early childhood team, WV Universal Pre-K classrooms, and other data.



Morgan County

Early Childhood Program Profile

Unless otherwise noted, this data has been compiled based on 2011-2012 2nd Month Enrollment as reported by counties to the West Virginia Education Information System (WVEIS).

Program Information (2011-2012)

	County	State
Number of WV Universal Pre-K Classrooms (<i>as reported to the WV Pre-K Steering Team annually; classrooms operating with AM and PM sessions are reflected in this count as two classrooms</i>)	8	1,039
WV Universal Pre-K Collaboration Rate (<i>WVBE Policy 2525 requires a minimum of 50% collaboration with potential community partners, including licensed childcare and Head Start programs</i>)	75%	72%

WV Universal Pre-K Enrollment Information (2011-2012)

	County	State
WV Universal Pre-K Enrollment	115	15,268
Number of 3-year-old children in WV Universal Pre-K Receiving Head Start Services (<i>as reported in WVEIS menu item STU.380: Collaborative Early Childhood Programs</i>)	28	2,525
Number of 4-year-old children in WV Universal Pre-K Receiving Head Start Services (<i>as reported in WVEIS menu item STU.380: Collaborative Early Childhood Programs</i>)	48	4,948
Number of children in WV Universal Pre-K Identified as Having Special Needs (<i>as reported in WVEIS 2nd month enrollment</i>)	28	2,412

WV Universal Pre-K and WV Kindergarten Participation

	County	State
2012-2013 WV Kindergarten Total Enrollment	159	21,776
2012-2013 WV Kindergarten 5-year-old Enrollment	136	18,597
2011-2012 WV Universal Pre-K 4-year-old Enrollment	96	12,835
2011-2012 WV Universal Pre-K Participation Rate	71%	69%
<i>(Compiled by comparing the 5 yr. old kindergarten enrollment and the 4 yr. old population enrolled in pre-k from the previous year. This is used as a rough estimate for participation and needs.)</i>		

WV Universal Pre-K Child Outcome Data

This data has been compiled based on information provided by WV Universal Pre-K Educators and 3 year old Head Start / Home -based Educators as reported on the WV Pre-K Child Assessment System Reporting Platform during the 2011-2012 School Year. Future profiles will include data based on children's status at Kindergarten entry for those counties participating in the WV Kindergarten Child Assessment System.

Early Learning Scale Item	Checkpoint 1			Checkpoint 3		
	%1-1.99	%2-3.99	%4-5	%1-1.99	%2-3.99	%4-5
1. Number And Numerical Operations	61.36	29.55	9.09	25.40	42.06	32.54
2. Classification And Algebraic Thinking	22.73	62.88	14.39	0.79	56.35	42.86
3. Geometry And Measurement	33.33	65.91	0.76	7.94	64.29	27.78
4. Scientific Inquiry	67.42	28.03	4.55	12.70	50.00	37.30
5. Self-Regulation	8.33	57.58	34.09	0.79	37.30	61.09
6. Play	9.09	62.88	28.03	2.38	32.54	65.08
7. Oral Language	13.64	59.85	26.52	4.76	35.71	59.52
8. Phonological Awareness	53.03	42.42	4.55	25.40	52.38	22.22
9. Print Awareness	21.97	63.64	14.39	3.17	38.10	58.73
10. Writing	26.52	65.15	8.33	2.38	62.70	34.92

Kindergarten Entry Health Data

This data has been compiled based on information provided WVEIS for the 2011-2012 School Year, and includes information regarding the health status of children at kindergarten entry.

Key Element	County % On File in WVEIS	State Average % On File in WVEIS	Of those On File, County % Referred	Of those On File, State Average % Referred
Immunizations	99.39	95.80	N/A	N/A
Health Check Form: Hearing	73.33	76.19	6.67	6.88
Health Check Form: Vision	96.36	86.09	15.15	5.36
Health Check Form: Oral Health	32.73	35.93	0.61	1.99
Health Check Form: Developmental	39.39	17.41	6.67	0.58
Health Check Form: Speech and Language	74.55	52.55	10.30	4.55

Key Element	County Average %	State Average %
Kindergarten Children with an Individual Health Plan	10.30	6.29

Morgan County Find My WV Pre-K Information:

Visit <http://wvde.state.wv.us/oel/map-web/> to find additional information regarding the county collaborative early childhood team, WV Universal Pre-K classrooms, and other data.



Nicholas County

Early Childhood Program Profile

Unless otherwise noted, this data has been compiled based on 2011-2012 2nd Month Enrollment as reported by counties to the West Virginia Education Information System (WVEIS).

Program Information (2011-2012)

	County	State
Number of WV Universal Pre-K Classrooms (<i>as reported to the WV Pre-K Steering Team annually; classrooms operating with AM and PM sessions are reflected in this count as two classrooms</i>)	14	1,039
WV Universal Pre-K Collaboration Rate (<i>WVBE Policy 2525 requires a minimum of 50% collaboration with potential community partners, including licensed childcare and Head Start programs</i>)	100%	72%

WV Universal Pre-K Enrollment Information (2011-2012)

	County	State
WV Universal Pre-K Enrollment	217	15,268
Number of 3-year-old children in WV Universal Pre-K Receiving Head Start Services (<i>as reported in WVEIS menu item STU.380: Collaborative Early Childhood Programs</i>)	31	2,525
Number of 4-year-old children in WV Universal Pre-K Receiving Head Start Services (<i>as reported in WVEIS menu item STU.380: Collaborative Early Childhood Programs</i>)	101	4,948
Number of children in WV Universal Pre-K Identified as Having Special Needs (<i>as reported in WVEIS 2nd month enrollment</i>)	29	2,412

WV Universal Pre-K and WV Kindergarten Participation

	County	State
2012-2013 WV Kindergarten Total Enrollment	356	21,776
2012-2013 WV Kindergarten 5-year-old Enrollment	308	18,597
2011-2012 WV Universal Pre-K 4-year-old Enrollment	185	12,835
2011-2012 WV Universal Pre-K Participation Rate	60%	69%
<i>(Compiled by comparing the 5 yr. old kindergarten enrollment and the 4 yr. old population enrolled in pre-k from the previous year. This is used as a rough estimate for participation and needs.)</i>		

WV Universal Pre-K Child Outcome Data

This data has been compiled based on information provided by WV Universal Pre-K Educators and 3 year old Head Start / Home -based Educators as reported on the WV Pre-K Child Assessment System Reporting Platform during the 2011-2012 School Year. Future profiles will include data based on children's status at Kindergarten entry for those counties participating in the WV Kindergarten Child Assessment System.

Early Learning Scale Item	Checkpoint 1			Checkpoint 3		
	%1-1.99	%2-3.99	%4-5	%1-1.99	%2-3.99	%4-5
1. Number And Numerical Operations	41.95	52.20	5.85	8.61	30.14	61.24
2. Classification And Algebraic Thinking	19.02	72.20	8.78	2.87	23.44	73.68
3. Geometry And Measurement	21.46	74.63	3.90	1.91	51.20	46.89
4. Scientific Inquiry	42.93	50.73	6.34	8.13	40.19	51.67
5. Self-Regulation	11.71	44.88	43.41	0.48	23.92	75.60
6. Play	9.76	46.34	43.90	1.44	15.79	82.78
7. Oral Language	12.68	48.29	39.02	1.44	19.62	78.95
8. Phonological Awareness	30.24	65.85	3.90	9.57	36.36	54.07
9. Print Awareness	12.68	64.39	22.93	0.96	23.44	75.60
10. Writing	12.20	80.98	6.83	2.39	39.71	57.89

Kindergarten Entry Health Data


This data has been compiled based on information provided WVEIS for the 2011-2012 School Year, and includes information regarding the health status of children at kindergarten entry.

Key Element	County % On File in WVEIS	State Average % On File in WVEIS	Of those On File, County % Referred	Of those On File, State Average % Referred
Immunizations	96.08	95.80	N/A	N/A
Health Check Form: Hearing	81.63	76.19	1.20	6.88
Health Check Form: Vision	91.57	86.09	0.90	5.36
Health Check Form: Oral Health	48.49	35.93	0.00	1.99
Health Check Form: Developmental	50.00	17.41	0.00	0.58
Health Check Form: Speech and Language	76.51	52.55	2.71	4.55

Key Element	County Average %	State Average %
Kindergarten Children with an Individual Health Plan	4.52	6.29

Nicholas County Find My WV Pre-K Information:

Visit <http://wvde.state.wv.us/oel/map-web/> to find additional information regarding the county collaborative early childhood team, WV Universal Pre-K classrooms, and other data.



Ohio County

Early Childhood Program Profile

Unless otherwise noted, this data has been compiled based on 2011-2012 2nd Month Enrollment as reported by counties to the West Virginia Education Information System (WVEIS).

Program Information (2011-2012)

	County	State
Number of WV Universal Pre-K Classrooms (<i>as reported to the WV Pre-K Steering Team annually; classrooms operating with AM and PM sessions are reflected in this count as two classrooms</i>)	18	1,039
WV Universal Pre-K Collaboration Rate (<i>WVBE Policy 2525 requires a minimum of 50% collaboration with potential community partners, including licensed childcare and Head Start programs</i>)	61%	72%

WV Universal Pre-K Enrollment Information (2011-2012)

	County	State
WV Universal Pre-K Enrollment	295	15,268
Number of 3-year-old children in WV Universal Pre-K Receiving Head Start Services (<i>as reported in WVEIS menu item STU.380: Collaborative Early Childhood Programs</i>)	60	2,525
Number of 4-year-old children in WV Universal Pre-K Receiving Head Start Services (<i>as reported in WVEIS menu item STU.380: Collaborative Early Childhood Programs</i>)	44	4,948
Number of children in WV Universal Pre-K Identified as Having Special Needs (<i>as reported in WVEIS 2nd month enrollment</i>)	92	2,412

WV Universal Pre-K and WV Kindergarten Participation

	County	State
2012-2013 WV Kindergarten Total Enrollment	424	21,776
2012-2013 WV Kindergarten 5-year-old Enrollment	334	18,597
2011-2012 WV Universal Pre-K 4-year-old Enrollment	214	12,835
2011-2012 WV Universal Pre-K Participation Rate	64%	69%
<i>(Compiled by comparing the 5 yr. old kindergarten enrollment and the 4 yr. old population enrolled in pre-k from the previous year. This is used as a rough estimate for participation and needs.)</i>		

WV Universal Pre-K Child Outcome Data

This data has been compiled based on information provided by WV Universal Pre-K Educators and 3 year old Head Start / Home -based Educators as reported on the WV Pre-K Child Assessment System Reporting Platform during the 2011-2012 School Year. Future profiles will include data based on children's status at Kindergarten entry for those counties participating in the WV Kindergarten Child Assessment System.

Early Learning Scale Item	Checkpoint 1			Checkpoint 3		
	%1-1.99	%2-3.99	%4-5	%1-1.99	%2-3.99	%4-5
1. Number And Numerical Operations	31.92	54.62	13.46	11.97	33.45	54.58
2. Classification And Algebraic Thinking	21.54	58.46	20.00	5.99	28.52	65.49
3. Geometry And Measurement	27.31	58.46	14.23	6.69	36.97	56.34
4. Scientific Inquiry	46.54	46.15	7.31	17.96	37.32	44.72
5. Self-Regulation	7.69	50.38	41.92	3.52	21.83	74.65
6. Play	8.08	47.69	44.23	3.17	19.37	77.46
7. Oral Language	13.46	49.23	37.31	6.69	22.89	70.42
8. Phonological Awareness	33.46	58.46	8.08	13.38	35.21	51.41
9. Print Awareness	13.46	58.46	28.08	4.23	22.89	72.89
10. Writing	18.08	66.54	15.38	10.56	34.15	55.28

Kindergarten Entry Health Data

This data has been compiled based on information provided WVEIS for the 2011-2012 School Year, and includes information regarding the health status of children at kindergarten entry.

Key Element	County % On File in WVEIS	State Average % On File in WVEIS	Of those On File, County % Referred	Of those On File, State Average % Referred
Immunizations	99.75	95.80	N/A	N/A
Health Check Form: Hearing	85.71	76.19	0.99	6.88
Health Check Form: Vision	99.51	86.09	0.49	5.36
Health Check Form: Oral Health	94.09	35.93	3.69	1.99
Health Check Form: Developmental	0.49	17.41	0.00	0.58
Health Check Form: Speech and Language	0.74	52.55	0.25	4.55

Key Element	County Average %	State Average %
Kindergarten Children with an Individual Health Plan	4.93	6.29

Ohio County Find My WV Pre-K Information:

Visit <http://wvde.state.wv.us/oel/map-web/> to find additional information regarding the county collaborative early childhood team, WV Universal Pre-K classrooms, and other data.



Pendleton County

Early Childhood Program Profile

Unless otherwise noted, this data has been compiled based on 2011-2012 2nd Month Enrollment as reported by counties to the West Virginia Education Information System (WVEIS).

Program Information (2011-2012)

	County	State
Number of WV Universal Pre-K Classrooms (<i>as reported to the WV Pre-K Steering Team annually; classrooms operating with AM and PM sessions are reflected in this count as two classrooms</i>)	5	1,039
WV Universal Pre-K Collaboration Rate (<i>WVBE Policy 2525 requires a minimum of 50% collaboration with potential community partners, including licensed childcare and Head Start programs</i>)	40%	72%

WV Universal Pre-K Enrollment Information (2011-2012)

	County	State
WV Universal Pre-K Enrollment	72	15,268
Number of 3-year-old children in WV Universal Pre-K Receiving Head Start Services (<i>as reported in WVEIS menu item STU.380: Collaborative Early Childhood Programs</i>)	11	2,525
Number of 4-year-old children in WV Universal Pre-K Receiving Head Start Services (<i>as reported in WVEIS menu item STU.380: Collaborative Early Childhood Programs</i>)	20	4,948
Number of children in WV Universal Pre-K Identified as Having Special Needs (<i>as reported in WVEIS 2nd month enrollment</i>)	19	2,412

WV Universal Pre-K and WV Kindergarten Participation

	County	State
2012-2013 WV Kindergarten Total Enrollment	63	21,776
2012-2013 WV Kindergarten 5-year-old Enrollment	48	18,597
2011-2012 WV Universal Pre-K 4-year-old Enrollment	51	12,835
2011-2012 WV Universal Pre-K Participation Rate	100%	69%
<i>(Compiled by comparing the 5 yr. old kindergarten enrollment and the 4 yr. old population enrolled in pre-k from the previous year. This is used as a rough estimate for participation and needs.)</i>		

WV Universal Pre-K Child Outcome Data

This data has been compiled based on information provided by WV Universal Pre-K Educators and 3 year old Head Start / Home -based Educators as reported on the WV Pre-K Child Assessment System Reporting Platform during the 2011-2012 School Year. Future profiles will include data based on children's status at Kindergarten entry for those counties participating in the WV Kindergarten Child Assessment System.

Early Learning Scale Item	Checkpoint 1			Checkpoint 3		
	%1-1.99	%2-3.99	%4-5	%1-1.99	%2-3.99	%4-5
1. Number And Numerical Operations	63.16	36.84	0.00	2.70	51.35	45.95
2. Classification And Algebraic Thinking	56.58	42.11	1.32	4.05	31.08	64.86
3. Geometry And Measurement	38.16	60.53	1.32	1.35	43.24	55.41
4. Scientific Inquiry	72.37	27.63	0.00	8.11	56.76	35.14
5. Self-Regulation	19.74	57.89	22.37	1.35	28.38	70.27
6. Play	19.74	71.05	9.21	1.35	20.27	78.38
7. Oral Language	14.47	78.95	6.58	1.35	29.73	68.92
8. Phonological Awareness	76.32	23.68	0.00	5.41	62.16	32.43
9. Print Awareness	27.63	57.89	14.47	0.00	32.43	67.57
10. Writing	23.68	69.74	6.58	1.35	44.59	54.05

Kindergarten Entry Health Data

This data has been compiled based on information provided WVEIS for the 2011-2012 School Year, and includes information regarding the health status of children at kindergarten entry.

Key Element	County % On File in WVEIS	State Average % On File in WVEIS	Of those On File, County % Referred	Of those On File, State Average % Referred
Immunizations	100.00	95.80	N/A	N/A
Health Check Form: Hearing	100.00	76.19	8.57	6.88
Health Check Form: Vision	97.14	86.09	0.00	5.36
Health Check Form: Oral Health	64.29	35.93	2.86	1.99
Health Check Form: Developmental	61.43	17.41	1.43	0.58
Health Check Form: Speech and Language	98.57	52.55	2.86	4.55

Key Element	County Average %	State Average %
Kindergarten Children with an Individual Health Plan	14.29	6.29

Pendleton County Find My WV Pre-K Information:

Visit <http://wvde.state.wv.us/oel/map-web/> to find additional information regarding the county collaborative early childhood team, WV Universal Pre-K classrooms, and other data.



Pleasants County

Early Childhood Program Profile

Unless otherwise noted, this data has been compiled based on 2011-2012 2nd Month Enrollment as reported by counties to the West Virginia Education Information System (WVEIS).

Program Information (2011-2012)

	County	State
Number of WV Universal Pre-K Classrooms (<i>as reported to the WV Pre-K Steering Team annually; classrooms operating with AM and PM sessions are reflected in this count as two classrooms</i>)	5	1,039
WV Universal Pre-K Collaboration Rate (<i>WVBE Policy 2525 requires a minimum of 50% collaboration with potential community partners, including licensed childcare and Head Start programs</i>)	100%	72%

WV Universal Pre-K Enrollment Information (2011-2012)

	County	State
WV Universal Pre-K Enrollment	81	15,268
Number of 3-year-old children in WV Universal Pre-K Receiving Head Start Services (<i>as reported in WVEIS menu item STU.380: Collaborative Early Childhood Programs</i>)	4	2,525
Number of 4-year-old children in WV Universal Pre-K Receiving Head Start Services (<i>as reported in WVEIS menu item STU.380: Collaborative Early Childhood Programs</i>)	25	4,948
Number of children in WV Universal Pre-K Identified as Having Special Needs (<i>as reported in WVEIS 2nd month enrollment</i>)	11	2,412

WV Universal Pre-K and WV Kindergarten Participation

	County	State
2012-2013 WV Kindergarten Total Enrollment	102	21,776
2012-2013 WV Kindergarten 5-year-old Enrollment	88	18,597
2011-2012 WV Universal Pre-K 4-year-old Enrollment	71	12,835
2011-2012 WV Universal Pre-K Participation Rate	81%	69%
<i>(Compiled by comparing the 5 yr. old kindergarten enrollment and the 4 yr. old population enrolled in pre-k from the previous year. This is used as a rough estimate for participation and needs.)</i>		

WV Universal Pre-K Child Outcome Data

This data has been compiled based on information provided by WV Universal Pre-K Educators and 3 year old Head Start / Home -based Educators as reported on the WV Pre-K Child Assessment System Reporting Platform during the 2011-2012 School Year. Future profiles will include data based on children's status at Kindergarten entry for those counties participating in the WV Kindergarten Child Assessment System.

Early Learning Scale Item	Checkpoint 1			Checkpoint 3		
	%1-1.99	%2-3.99	%4-5	%1-1.99	%2-3.99	%4-5
1. Number And Numerical Operations	23.75	60.00	16.25	9.52	30.95	59.52
2. Classification And Algebraic Thinking	11.25	75.00	13.75	2.38	32.14	65.48
3. Geometry And Measurement	13.75	68.75	17.50	1.19	41.67	57.14
4. Scientific Inquiry	23.75	56.25	20.00	3.57	41.67	54.76
5. Self-Regulation	5.00	35.00	60.00	0.00	20.24	79.76
6. Play	5.00	45.00	50.00	0.00	15.48	84.52
7. Oral Language	10.00	52.50	37.50	0.00	35.71	64.29
8. Phonological Awareness	22.50	67.50	10.00	8.33	41.67	50.00
9. Print Awareness	20.00	48.75	31.25	2.38	22.62	75.00
10. Writing	15.00	67.50	17.50	1.19	50.00	48.81

Kindergarten Entry Health Data


This data has been compiled based on information provided WVEIS for the 2011-2012 School Year, and includes information regarding the health status of children at kindergarten entry.

Key Element	County % On File in WVEIS	State Average % On File in WVEIS	Of those On File, County % Referred	Of those On File, State Average % Referred
Immunizations	100.00	95.80	N/A	N/A
Health Check Form: Hearing	80.95	76.19	4.76	6.88
Health Check Form: Vision	87.30	86.09	3.17	5.36
Health Check Form: Oral Health	79.37	35.93	3.17	1.99
Health Check Form: Developmental	0.00	17.41	0.00	0.58
Health Check Form: Speech and Language	84.13	52.55	6.35	4.55

Key Element	County Average %	State Average %
Kindergarten Children with an Individual Health Plan	11.11	6.29

Pleasants County Find My WV Pre-K Information:

Visit <http://wvde.state.wv.us/oel/map-web/> to find additional information regarding the county collaborative early childhood team, WV Universal Pre-K classrooms, and other data.



Pocahontas County

Early Childhood Program Profile

Unless otherwise noted, this data has been compiled based on 2011-2012 2nd Month Enrollment as reported by counties to the West Virginia Education Information System (WVEIS).

Program Information (2011-2012)

	County	State
Number of WV Universal Pre-K Classrooms (<i>as reported to the WV Pre-K Steering Team annually; classrooms operating with AM and PM sessions are reflected in this count as two classrooms</i>)	4	1,039
WV Universal Pre-K Collaboration Rate (<i>WVBE Policy 2525 requires a minimum of 50% collaboration with potential community partners, including licensed childcare and Head Start programs</i>)	75%	72%

WV Universal Pre-K Enrollment Information (2011-2012)

	County	State
WV Universal Pre-K Enrollment	61	15,268
Number of 3-year-old children in WV Universal Pre-K Receiving Head Start Services (<i>as reported in WVEIS menu item STU.380: Collaborative Early Childhood Programs</i>)	5	2,525
Number of 4-year-old children in WV Universal Pre-K Receiving Head Start Services (<i>as reported in WVEIS menu item STU.380: Collaborative Early Childhood Programs</i>)	17	4,948
Number of children in WV Universal Pre-K Identified as Having Special Needs (<i>as reported in WVEIS 2nd month enrollment</i>)	13	2,412

WV Universal Pre-K and WV Kindergarten Participation

	County	State
2012-2013 WV Kindergarten Total Enrollment	80	21,776
2012-2013 WV Kindergarten 5-year-old Enrollment	68	18,597
2011-2012 WV Universal Pre-K 4-year-old Enrollment	51	12,835
2011-2012 WV Universal Pre-K Participation Rate	75%	69%
<i>(Compiled by comparing the 5 yr. old kindergarten enrollment and the 4 yr. old population enrolled in pre-k from the previous year. This is used as a rough estimate for participation and needs.)</i>		



WV Universal Pre-K Child Outcome Data

This data has been compiled based on information provided by WV Universal Pre-K Educators and 3 year old Head Start / Home -based Educators as reported on the WV Pre-K Child Assessment System Reporting Platform during the 2011-2012 School Year. Future profiles will include data based on children's status at Kindergarten entry for those counties participating in the WV Kindergarten Child Assessment System.

Early Learning Scale Item	Checkpoint 1			Checkpoint 3		
	%1-1.99	%2-3.99	%4-5	%1-1.99	%2-3.99	%4-5
1. Number And Numerical Operations	46.43	50.00	3.57	12.28	31.58	56.14
2. Classification And Algebraic Thinking	19.64	71.43	8.93	5.26	17.54	77.19
3. Geometry And Measurement	32.14	67.86	0.00	3.51	31.58	64.91
4. Scientific Inquiry	41.07	53.57	5.36	8.77	43.86	47.37
5. Self-Regulation	8.93	50.00	41.07	1.75	12.28	85.96
6. Play	5.36	55.36	39.29	1.75	7.02	91.23
7. Oral Language	14.29	48.21	37.50	3.51	14.04	82.46
8. Phonological Awareness	32.14	60.71	7.14	3.51	29.82	66.67
9. Print Awareness	19.64	62.50	17.86	1.75	24.56	73.68
10. Writing	26.79	69.64	3.57	3.51	47.37	49.12

Kindergarten Entry Health Data


This data has been compiled based on information provided WVEIS for the 2011-2012 School Year, and includes information regarding the health status of children at kindergarten entry.

Key Element	County % On File in WVEIS	State Average % On File in WVEIS	Of those On File, County % Referred	Of those On File, State Average % Referred
Immunizations	97.01	95.80	N/A	N/A
Health Check Form: Hearing	65.67	76.19	0.00	6.88
Health Check Form: Vision	70.15	86.09	1.49	5.36
Health Check Form: Oral Health	41.79	35.93	0.00	1.99
Health Check Form: Developmental	4.48	17.41	0.00	0.58
Health Check Form: Speech and Language	32.84	52.55	2.99	4.55

Key Element	County Average %	State Average %
Kindergarten Children with an Individual Health Plan	7.46	6.29

Pocahontas County Find My WV Pre-K Information:

Visit <http://wvde.state.wv.us/oel/map-web/> to find additional information regarding the county collaborative early childhood team, WV Universal Pre-K classrooms, and other data.



Preston County

Early Childhood Program Profile

Unless otherwise noted, this data has been compiled based on 2011-2012 2nd Month Enrollment as reported by counties to the West Virginia Education Information System (WVEIS).

Program Information (2011-2012)

	County	State
Number of WV Universal Pre-K Classrooms (<i>as reported to the WV Pre-K Steering Team annually; classrooms operating with AM and PM sessions are reflected in this count as two classrooms</i>)	14	1,039
WV Universal Pre-K Collaboration Rate (<i>WVBE Policy 2525 requires a minimum of 50% collaboration with potential community partners, including licensed childcare and Head Start programs</i>)	93%	72%

WV Universal Pre-K Enrollment Information (2011-2012)

	County	State
WV Universal Pre-K Enrollment	235	15,268
Number of 3-year-old children in WV Universal Pre-K Receiving Head Start Services (<i>as reported in WVEIS menu item STU.380: Collaborative Early Childhood Programs</i>)	45	2,525
Number of 4-year-old children in WV Universal Pre-K Receiving Head Start Services (<i>as reported in WVEIS menu item STU.380: Collaborative Early Childhood Programs</i>)	84	4,948
Number of children in WV Universal Pre-K Identified as Having Special Needs (<i>as reported in WVEIS 2nd month enrollment</i>)	50	2,412

WV Universal Pre-K and WV Kindergarten Participation

	County	State
2012-2013 WV Kindergarten Total Enrollment	333	21,776
2012-2013 WV Kindergarten 5-year-old Enrollment	298	18,597
2011-2012 WV Universal Pre-K 4-year-old Enrollment	203	12,835
2011-2012 WV Universal Pre-K Participation Rate	68%	69%
<i>(Compiled by comparing the 5 yr. old kindergarten enrollment and the 4 yr. old population enrolled in pre-k from the previous year. This is used as a rough estimate for participation and needs.)</i>		



WV Universal Pre-K Child Outcome Data

This data has been compiled based on information provided by WV Universal Pre-K Educators and 3 year old Head Start / Home -based Educators as reported on the WV Pre-K Child Assessment System Reporting Platform during the 2011-2012 School Year. Future profiles will include data based on children's status at Kindergarten entry for those counties participating in the WV Kindergarten Child Assessment System.

Early Learning Scale Item	Checkpoint 1			Checkpoint 3		
	%1-1.99	%2-3.99	%4-5	%1-1.99	%2-3.99	%4-5
1. Number And Numerical Operations	23.08	65.18	11.74	6.50	34.55	58.94
2. Classification And Algebraic Thinking	12.96	62.35	24.70	2.85	32.52	64.63
3. Geometry And Measurement	12.15	63.97	23.89	4.07	25.61	70.33
4. Scientific Inquiry	31.17	57.89	10.93	7.72	44.72	47.56
5. Self-Regulation	5.26	32.39	62.35	2.85	12.60	84.55
6. Play	4.86	34.01	61.13	2.03	13.01	84.96
7. Oral Language	6.48	38.87	54.66	2.44	16.67	80.89
8. Phonological Awareness	23.89	60.32	15.79	7.72	39.43	52.85
9. Print Awareness	14.17	50.20	35.63	4.88	23.17	71.95
10. Writing	9.72	74.09	16.19	4.47	30.08	65.45

Kindergarten Entry Health Data

This data has been compiled based on information provided WVEIS for the 2011-2012 School Year, and includes information regarding the health status of children at kindergarten entry.

Key Element	County % On File in WVEIS	State Average % On File in WVEIS	Of those On File, County % Referred	Of those On File, State Average % Referred
Immunizations	97.75	95.80	N/A	N/A
Health Check Form: Hearing	29.01	76.19	1.97	6.88
Health Check Form: Vision	94.08	86.09	5.35	5.36
Health Check Form: Oral Health	2.82	35.93	0.56	1.99
Health Check Form: Developmental	2.54	17.41	0.56	0.58
Health Check Form: Speech and Language	20.85	52.55	1.97	4.55

Key Element	County Average %	State Average %
Kindergarten Children with an Individual Health Plan	8.45	6.29

Preston County Find My WV Pre-K Information:

Visit <http://wvde.state.wv.us/oel/map-web/> to find additional information regarding the county collaborative early childhood team, WV Universal Pre-K classrooms, and other data.



Putnam County

Early Childhood Program Profile

Unless otherwise noted, this data has been compiled based on 2011-2012 2nd Month Enrollment as reported by counties to the West Virginia Education Information System (WVEIS).

Program Information (2011-2012)

	County	State
Number of WV Universal Pre-K Classrooms (<i>as reported to the WV Pre-K Steering Team annually; classrooms operating with AM and PM sessions are reflected in this count as two classrooms</i>)	37	1,039
WV Universal Pre-K Collaboration Rate (<i>WVBE Policy 2525 requires a minimum of 50% collaboration with potential community partners, including licensed childcare and Head Start programs</i>)	62%	72%

WV Universal Pre-K Enrollment Information (2011-2012)

	County	State
WV Universal Pre-K Enrollment	436	15,268
Number of 3-year-old children in WV Universal Pre-K Receiving Head Start Services (<i>as reported in WVEIS menu item STU.380: Collaborative Early Childhood Programs</i>)	58	2,525
Number of 4-year-old children in WV Universal Pre-K Receiving Head Start Services (<i>as reported in WVEIS menu item STU.380: Collaborative Early Childhood Programs</i>)	93	4,948
Number of children in WV Universal Pre-K Identified as Having Special Needs (<i>as reported in WVEIS 2nd month enrollment</i>)	36	2,412

WV Universal Pre-K and WV Kindergarten Participation

	County	State
2012-2013 WV Kindergarten Total Enrollment	724	21,776
2012-2013 WV Kindergarten 5-year-old Enrollment	611	18,597
2011-2012 WV Universal Pre-K 4-year-old Enrollment	376	12,835
2011-2012 WV Universal Pre-K Participation Rate	62%	69%
<i>(Compiled by comparing the 5 yr. old kindergarten enrollment and the 4 yr. old population enrolled in pre-k from the previous year. This is used as a rough estimate for participation and needs.)</i>		



WV Universal Pre-K Child Outcome Data

This data has been compiled based on information provided by WV Universal Pre-K Educators and 3 year old Head Start / Home -based Educators as reported on the WV Pre-K Child Assessment System Reporting Platform during the 2011-2012 School Year. Future profiles will include data based on children's status at Kindergarten entry for those counties participating in the WV Kindergarten Child Assessment System.

Early Learning Scale Item	Checkpoint 1			Checkpoint 3		
	%1-1.99	%2-3.99	%4-5	%1-1.99	%2-3.99	%4-5
1. Number And Numerical Operations	44.86	53.17	1.97	13.72	36.05	50.23
2. Classification And Algebraic Thinking	32.82	62.36	4.81	6.28	35.35	58.37
3. Geometry And Measurement	29.10	70.24	0.66	5.58	47.91	46.51
4. Scientific Inquiry	47.48	50.11	2.41	14.19	40.00	45.81
5. Self-Regulation	13.35	53.39	33.26	3.95	23.72	72.33
6. Play	12.90	60.18	26.91	4.88	23.02	72.09
7. Oral Language	18.60	59.30	22.10	6.05	23.02	70.93
8. Phonological Awareness	48.36	49.45	2.19	14.65	42.09	43.26
9. Print Awareness	17.94	61.27	20.79	5.58	23.95	70.47
10. Writing	25.82	66.74	7.44	7.21	40.47	52.33

Kindergarten Entry Health Data

This data has been compiled based on information provided WVEIS for the 2011-2012 School Year, and includes information regarding the health status of children at kindergarten entry.

Key Element	County % On File in WVEIS	State Average % On File in WVEIS	Of those On File, County % Referred	Of those On File, State Average % Referred
Immunizations	95.62	95.80	N/A	N/A
Health Check Form: Hearing	89.74	76.19	22.15	6.88
Health Check Form: Vision	91.49	86.09	12.77	5.36
Health Check Form: Oral Health	1.63	35.93	0.00	1.99
Health Check Form: Developmental	0.25	17.41	0.00	0.58
Health Check Form: Speech and Language	34.79	52.55	1.13	4.55

Key Element	County Average %	State Average %
Kindergarten Children with an Individual Health Plan	5.63	6.29

Putnam County Find My WV Pre-K Information:

Visit <http://wvde.state.wv.us/oel/map-web/> to find additional information regarding the county collaborative early childhood team, WV Universal Pre-K classrooms, and other data.



Raleigh County

Early Childhood Program Profile

Unless otherwise noted, this data has been compiled based on 2011-2012 2nd Month Enrollment as reported by counties to the West Virginia Education Information System (WVEIS).

Program Information (2011-2012)

	County	State
Number of WV Universal Pre-K Classrooms (<i>as reported to the WV Pre-K Steering Team annually; classrooms operating with AM and PM sessions are reflected in this count as two classrooms</i>)	51	1,039
WV Universal Pre-K Collaboration Rate (<i>WVBE Policy 2525 requires a minimum of 50% collaboration with potential community partners, including licensed childcare and Head Start programs</i>)	24%	72%

WV Universal Pre-K Enrollment Information (2011-2012)

	County	State
WV Universal Pre-K Enrollment	697	15,268
Number of 3-year-old children in WV Universal Pre-K Receiving Head Start Services (<i>as reported in WVEIS menu item STU.380: Collaborative Early Childhood Programs</i>)	188	2,525
Number of 4-year-old children in WV Universal Pre-K Receiving Head Start Services (<i>as reported in WVEIS menu item STU.380: Collaborative Early Childhood Programs</i>)	203	4,948
Number of children in WV Universal Pre-K Identified as Having Special Needs (<i>as reported in WVEIS 2nd month enrollment</i>)	113	2,412

WV Universal Pre-K and WV Kindergarten Participation

	County	State
2012-2013 WV Kindergarten Total Enrollment	1,021	21,776
2012-2013 WV Kindergarten 5-year-old Enrollment	890	18,597
2011-2012 WV Universal Pre-K 4-year-old Enrollment	586	12,835
2011-2012 WV Universal Pre-K Participation Rate	66%	69%
<i>(Compiled by comparing the 5 yr. old kindergarten enrollment and the 4 yr. old population enrolled in pre-k from the previous year. This is used as a rough estimate for participation and needs.)</i>		



WV Universal Pre-K Child Outcome Data

This data has been compiled based on information provided by WV Universal Pre-K Educators and 3 year old Head Start / Home -based Educators as reported on the WV Pre-K Child Assessment System Reporting Platform during the 2011-2012 School Year. Future profiles will include data based on children's status at Kindergarten entry for those counties participating in the WV Kindergarten Child Assessment System.

Early Learning Scale Item	Checkpoint 1			Checkpoint 3		
	%1-1.99	%2-3.99	%4-5	%1-1.99	%2-3.99	%4-5
1. Number And Numerical Operations	42.98	49.82	7.20	12.22	31.56	56.22
2. Classification And Algebraic Thinking	24.25	67.83	7.92	5.32	32.01	62.67
3. Geometry And Measurement	27.01	71.07	1.92	6.90	39.59	53.51
4. Scientific Inquiry	56.54	39.74	3.72	14.03	41.52	44.46
5. Self-Regulation	10.20	49.10	40.70	2.94	17.53	79.52
6. Play	11.52	54.98	33.49	3.39	16.86	79.75
7. Oral Language	16.69	51.62	31.69	4.98	22.17	72.85
8. Phonological Awareness	46.46	43.46	10.08	9.62	44.68	45.70
9. Print Awareness	23.29	52.94	23.77	6.90	28.17	64.93
10. Writing	22.81	66.99	10.20	8.48	40.05	51.47

Kindergarten Entry Health Data

This data has been compiled based on information provided WVEIS for the 2011-2012 School Year, and includes information regarding the health status of children at kindergarten entry.

Key Element	County % On File in WVEIS	State Average % On File in WVEIS	Of those On File, County % Referred	Of those On File, State Average % Referred
Immunizations	84.04	95.80	N/A	N/A
Health Check Form: Hearing	52.66	76.19	4.15	6.88
Health Check Form: Vision	51.91	86.09	3.94	5.36
Health Check Form: Oral Health	56.17	35.93	3.09	1.99
Health Check Form: Developmental	63.62	17.41	4.15	0.58
Health Check Form: Speech and Language	62.87	52.55	4.79	4.55

Key Element	County Average %	State Average %
Kindergarten Children with an Individual Health Plan	7.13	6.29

Raleigh County Find My WV Pre-K Information:

Visit <http://wvde.state.wv.us/oel/map-web/> to find additional information regarding the county collaborative early childhood team, WV Universal Pre-K classrooms, and other data.



Randolph County

Early Childhood Program Profile

Unless otherwise noted, this data has been compiled based on 2011-2012 2nd Month Enrollment as reported by counties to the West Virginia Education Information System (WVEIS).

Program Information (2011-2012)

	County	State
Number of WV Universal Pre-K Classrooms (<i>as reported to the WV Pre-K Steering Team annually; classrooms operating with AM and PM sessions are reflected in this count as two classrooms</i>)	13	1,039
WV Universal Pre-K Collaboration Rate (<i>WVBE Policy 2525 requires a minimum of 50% collaboration with potential community partners, including licensed childcare and Head Start programs</i>)	100%	72%

WV Universal Pre-K Enrollment Information (2011-2012)

	County	State
WV Universal Pre-K Enrollment	239	15,268
Number of 3-year-old children in WV Universal Pre-K Receiving Head Start Services (<i>as reported in WVEIS menu item STU.380: Collaborative Early Childhood Programs</i>)	21	2,525
Number of 4-year-old children in WV Universal Pre-K Receiving Head Start Services (<i>as reported in WVEIS menu item STU.380: Collaborative Early Childhood Programs</i>)	83	4,948
Number of children in WV Universal Pre-K Identified as Having Special Needs (<i>as reported in WVEIS 2nd month enrollment</i>)	30	2,412

WV Universal Pre-K and WV Kindergarten Participation

	County	State
2012-2013 WV Kindergarten Total Enrollment	374	21,776
2012-2013 WV Kindergarten 5-year-old Enrollment	326	18,597
2011-2012 WV Universal Pre-K 4-year-old Enrollment	204	12,835
2011-2012 WV Universal Pre-K Participation Rate	63%	69%
<i>(Compiled by comparing the 5 yr. old kindergarten enrollment and the 4 yr. old population enrolled in pre-k from the previous year. This is used as a rough estimate for participation and needs.)</i>		



WV Universal Pre-K Child Outcome Data

This data has been compiled based on information provided by WV Universal Pre-K Educators and 3 year old Head Start / Home -based Educators as reported on the WV Pre-K Child Assessment System Reporting Platform during the 2011-2012 School Year. Future profiles will include data based on children's status at Kindergarten entry for those counties participating in the WV Kindergarten Child Assessment System.

Early Learning Scale Item	Checkpoint 1			Checkpoint 3		
	%1-1.99	%2-3.99	%4-5	%1-1.99	%2-3.99	%4-5
1. Number And Numerical Operations	40.35	52.63	7.02	9.69	32.60	57.71
2. Classification And Algebraic Thinking	20.61	71.05	8.33	4.41	29.52	66.08
3. Geometry And Measurement	17.98	76.32	5.70	4.41	37.00	58.59
4. Scientific Inquiry	48.68	50.44	0.88	13.22	61.23	25.55
5. Self-Regulation	5.70	55.70	38.60	3.08	18.94	77.97
6. Play	5.70	64.47	29.82	2.20	20.26	77.53
7. Oral Language	9.21	60.09	30.70	2.64	21.59	75.77
8. Phonological Awareness	46.05	48.68	5.26	7.93	37.89	54.19
9. Print Awareness	19.74	66.67	13.60	2.20	29.07	68.72
10. Writing	18.86	74.56	6.58	3.08	43.17	53.74

Kindergarten Entry Health Data

This data has been compiled based on information provided WVEIS for the 2011-2012 School Year, and includes information regarding the health status of children at kindergarten entry.

Key Element	County % On File in WVEIS	State Average % On File in WVEIS	Of those On File, County % Referred	Of those On File, State Average % Referred
Immunizations	100.00	95.80	N/A	N/A
Health Check Form: Hearing	73.23	76.19	0.65	6.88
Health Check Form: Vision	81.61	86.09	0.97	5.36
Health Check Form: Oral Health	15.16	35.93	0.65	1.99
Health Check Form: Developmental	66.13	17.41	0.97	0.58
Health Check Form: Speech and Language	73.23	52.55	2.58	4.55

Key Element	County Average %	State Average %
Kindergarten Children with an Individual Health Plan	6.13	6.29

Randolph County Find My WV Pre-K Information:

Visit <http://wvde.state.wv.us/oel/map-web/> to find additional information regarding the county collaborative early childhood team, WV Universal Pre-K classrooms, and other data.



Ritchie County

Early Childhood Program Profile

Unless otherwise noted, this data has been compiled based on 2011-2012 2nd Month Enrollment as reported by counties to the West Virginia Education Information System (WVEIS).

Program Information (2011-2012)

	County	State
Number of WV Universal Pre-K Classrooms (<i>as reported to the WV Pre-K Steering Team annually; classrooms operating with AM and PM sessions are reflected in this count as two classrooms</i>)	8	1,039
WV Universal Pre-K Collaboration Rate (<i>WVBE Policy 2525 requires a minimum of 50% collaboration with potential community partners, including licensed childcare and Head Start programs</i>)	50%	72%

WV Universal Pre-K Enrollment Information (2011-2012)

	County	State
WV Universal Pre-K Enrollment	106	15,268
Number of 3-year-old children in WV Universal Pre-K Receiving Head Start Services (<i>as reported in WVEIS menu item STU.380: Collaborative Early Childhood Programs</i>)	28	2,525
Number of 4-year-old children in WV Universal Pre-K Receiving Head Start Services (<i>as reported in WVEIS menu item STU.380: Collaborative Early Childhood Programs</i>)	8	4,948
Number of children in WV Universal Pre-K Identified as Having Special Needs (<i>as reported in WVEIS 2nd month enrollment</i>)	28	2,412

WV Universal Pre-K and WV Kindergarten Participation

	County	State
2012-2013 WV Kindergarten Total Enrollment	111	21,776
2012-2013 WV Kindergarten 5-year-old Enrollment	92	18,597
2011-2012 WV Universal Pre-K 4-year-old Enrollment	74	12,835
2011-2012 WV Universal Pre-K Participation Rate	80%	69%
<i>(Compiled by comparing the 5 yr. old kindergarten enrollment and the 4 yr. old population enrolled in pre-k from the previous year. This is used as a rough estimate for participation and needs.)</i>		



WV Universal Pre-K Child Outcome Data

This data has been compiled based on information provided by WV Universal Pre-K Educators and 3 year old Head Start / Home -based Educators as reported on the WV Pre-K Child Assessment System Reporting Platform during the 2011-2012 School Year. Future profiles will include data based on children's status at Kindergarten entry for those counties participating in the WV Kindergarten Child Assessment System.

Early Learning Scale Item	Checkpoint 1			Checkpoint 3		
	%1-1.99	%2-3.99	%4-5	%1-1.99	%2-3.99	%4-5
1. Number And Numerical Operations	39.81	58.33	1.85	12.61	42.34	45.05
2. Classification And Algebraic Thinking	33.33	60.19	6.48	9.01	38.74	52.25
3. Geometry And Measurement	41.67	53.70	4.63	8.11	51.35	40.54
4. Scientific Inquiry	60.19	37.04	2.78	12.61	51.35	36.04
5. Self-Regulation	7.41	49.07	43.52	0.90	11.71	87.39
6. Play	10.19	45.37	44.44	4.50	7.21	88.29
7. Oral Language	12.96	62.04	25.00	3.60	27.93	68.47
8. Phonological Awareness	39.81	58.33	1.85	9.01	50.45	40.54
9. Print Awareness	21.30	61.11	17.59	7.21	23.42	69.37
10. Writing	31.48	62.04	6.48	8.11	52.25	39.64

Kindergarten Entry Health Data

This data has been compiled based on information provided WVEIS for the 2011-2012 School Year, and includes information regarding the health status of children at kindergarten entry.

Key Element	County % On File in WVEIS	State Average % On File in WVEIS	Of those On File, County % Referred	Of those On File, State Average % Referred
Immunizations	100.00	95.80	N/A	N/A
Health Check Form: Hearing	88.46	76.19	16.35	6.88
Health Check Form: Vision	87.50	86.09	11.54	5.36
Health Check Form: Oral Health	6.73	35.93	0.00	1.99
Health Check Form: Developmental	1.92	17.41	0.00	0.58
Health Check Form: Speech and Language	84.62	52.55	15.38	4.55

Key Element	County Average %	State Average %
Kindergarten Children with an Individual Health Plan	7.69	6.29

Ritchie County Find My WV Pre-K Information:

Visit <http://wvde.state.wv.us/oel/map-web/> to find additional information regarding the county collaborative early childhood team, WV Universal Pre-K classrooms, and other data.



Roane County

Early Childhood Program Profile

Unless otherwise noted, this data has been compiled based on 2011-2012 2nd Month Enrollment as reported by counties to the West Virginia Education Information System (WVEIS).

Program Information (2011-2012)

	County	State
Number of WV Universal Pre-K Classrooms (<i>as reported to the WV Pre-K Steering Team annually; classrooms operating with AM and PM sessions are reflected in this count as two classrooms</i>)	8	1,039
WV Universal Pre-K Collaboration Rate (<i>WVBE Policy 2525 requires a minimum of 50% collaboration with potential community partners, including licensed childcare and Head Start programs</i>)	100%	72%

WV Universal Pre-K Enrollment Information (2011-2012)

	County	State
WV Universal Pre-K Enrollment	140	15,268
Number of 3-year-old children in WV Universal Pre-K Receiving Head Start Services (<i>as reported in WVEIS menu item STU.380: Collaborative Early Childhood Programs</i>)	26	2,525
Number of 4-year-old children in WV Universal Pre-K Receiving Head Start Services (<i>as reported in WVEIS menu item STU.380: Collaborative Early Childhood Programs</i>)	58	4,948
Number of children in WV Universal Pre-K Identified as Having Special Needs (<i>as reported in WVEIS 2nd month enrollment</i>)	36	2,412

WV Universal Pre-K and WV Kindergarten Participation

	County	State
2012-2013 WV Kindergarten Total Enrollment	196	21,776
2012-2013 WV Kindergarten 5-year-old Enrollment	171	18,597
2011-2012 WV Universal Pre-K 4-year-old Enrollment	111	12,835
2011-2012 WV Universal Pre-K Participation Rate	69%	69%
<i>(Compiled by comparing the 5 yr. old kindergarten enrollment and the 4 yr. old population enrolled in pre-k from the previous year. This is used as a rough estimate for participation and needs.)</i>		



WV Universal Pre-K Child Outcome Data

This data has been compiled based on information provided by WV Universal Pre-K Educators and 3 year old Head Start / Home -based Educators as reported on the WV Pre-K Child Assessment System Reporting Platform during the 2011-2012 School Year. Future profiles will include data based on children's status at Kindergarten entry for those counties participating in the WV Kindergarten Child Assessment System.

Early Learning Scale Item	Checkpoint 1			Checkpoint 3		
	%1-1.99	%2-3.99	%4-5	%1-1.99	%2-3.99	%4-5
1. Number And Numerical Operations	43.80	54.01	2.19	13.24	42.65	44.12
2. Classification And Algebraic Thinking	25.55	61.31	13.14	8.82	30.88	60.29
3. Geometry And Measurement	25.55	64.96	9.49	8.09	40.44	51.47
4. Scientific Inquiry	45.26	43.80	10.95	16.18	48.53	35.29
5. Self-Regulation	8.03	43.07	48.91	2.94	16.91	80.15
6. Play	8.03	50.36	41.61	1.47	17.65	80.88
7. Oral Language	16.06	47.45	36.50	3.68	25.00	71.32
8. Phonological Awareness	24.09	72.99	2.92	10.29	50.74	38.97
9. Print Awareness	13.14	75.91	10.95	5.88	32.35	61.76
10. Writing	16.79	78.10	5.11	8.09	58.82	33.09

Kindergarten Entry Health Data

This data has been compiled based on information provided WVEIS for the 2011-2012 School Year, and includes information regarding the health status of children at kindergarten entry.

Key Element	County % On File in WVEIS	State Average % On File in WVEIS	Of those On File, County % Referred	Of those On File, State Average % Referred
Immunizations	95.71	95.80	N/A	N/A
Health Check Form: Hearing	80.37	76.19	52.15	6.88
Health Check Form: Vision	32.52	86.09	1.23	5.36
Health Check Form: Oral Health	8.59	35.93	0.00	1.99
Health Check Form: Developmental	44.79	17.41	0.00	0.58
Health Check Form: Speech and Language	68.10	52.55	55.21	4.55

Key Element	County Average %	State Average %
Kindergarten Children with an Individual Health Plan	6.13	6.29

Roane County Find My WV Pre-K Information:

Visit <http://wvde.state.wv.us/oel/map-web/> to find additional information regarding the county collaborative early childhood team, WV Universal Pre-K classrooms, and other data.



Summers County

Early Childhood Program Profile

Unless otherwise noted, this data has been compiled based on 2011-2012 2nd Month Enrollment as reported by counties to the West Virginia Education Information System (WVEIS).

Program Information (2011-2012)

	County	State
Number of WV Universal Pre-K Classrooms (<i>as reported to the WV Pre-K Steering Team annually; classrooms operating with AM and PM sessions are reflected in this count as two classrooms</i>)	6	1,039
WV Universal Pre-K Collaboration Rate (<i>WVBE Policy 2525 requires a minimum of 50% collaboration with potential community partners, including licensed childcare and Head Start programs</i>)	100%	72%

WV Universal Pre-K Enrollment Information (2011-2012)

	County	State
WV Universal Pre-K Enrollment	95	15,268
Number of 3-year-old children in WV Universal Pre-K Receiving Head Start Services (<i>as reported in WVEIS menu item STU.380: Collaborative Early Childhood Programs</i>)	36	2,525
Number of 4-year-old children in WV Universal Pre-K Receiving Head Start Services (<i>as reported in WVEIS menu item STU.380: Collaborative Early Childhood Programs</i>)	38	4,948
Number of children in WV Universal Pre-K Identified as Having Special Needs (<i>as reported in WVEIS 2nd month enrollment</i>)	4	2,412

WV Universal Pre-K and WV Kindergarten Participation

	County	State
2012-2013 WV Kindergarten Total Enrollment	132	21,776
2012-2013 WV Kindergarten 5-year-old Enrollment	109	18,597
2011-2012 WV Universal Pre-K 4-year-old Enrollment	87	12,835
2011-2012 WV Universal Pre-K Participation Rate (<i>Compiled by comparing the 5 yr. old kindergarten enrollment and the 4 yr. old population enrolled in pre-k from the previous year. This is used as a rough estimate for participation and needs.</i>)	80%	69%



WV Universal Pre-K Child Outcome Data

This data has been compiled based on information provided by WV Universal Pre-K Educators and 3 year old Head Start / Home -based Educators as reported on the WV Pre-K Child Assessment System Reporting Platform during the 2011-2012 School Year. Future profiles will include data based on children's status at Kindergarten entry for those counties participating in the WV Kindergarten Child Assessment System.

Early Learning Scale Item	Checkpoint 1			Checkpoint 3		
	%1-1.99	%2-3.99	%4-5	%1-1.99	%2-3.99	%4-5
1. Number And Numerical Operations	44.68	51.06	4.26	11.27	44.37	44.37
2. Classification And Algebraic Thinking	16.31	63.83	19.86	1.41	30.99	67.61
3. Geometry And Measurement	38.30	56.03	5.67	3.52	41.55	54.93
4. Scientific Inquiry	55.32	42.55	2.13	8.45	51.41	40.14
5. Self-Regulation	2.84	40.43	56.74	0.70	14.79	84.51
6. Play	2.13	54.61	43.26	2.11	12.68	85.21
7. Oral Language	8.51	66.67	24.82	3.52	13.38	83.10
8. Phonological Awareness	34.04	62.41	3.55	5.63	47.18	47.18
9. Print Awareness	19.15	58.87	21.99	6.34	31.69	61.97
10. Writing	4.96	86.52	8.51	2.11	52.11	45.77

Kindergarten Entry Health Data

This data has been compiled based on information provided WVEIS for the 2011-2012 School Year, and includes information regarding the health status of children at kindergarten entry.

Key Element	County % On File in WVEIS	State Average % On File in WVEIS	Of those On File, County % Referred	Of those On File, State Average % Referred
Immunizations	32.52	95.80	N/A	N/A
Health Check Form: Hearing	4.07	76.19	0.00	6.88
Health Check Form: Vision	4.88	86.09	0.00	5.36
Health Check Form: Oral Health	0.00	35.93	0.00	1.99
Health Check Form: Developmental	0.00	17.41	0.00	0.58
Health Check Form: Speech and Language	1.63	52.55	0.00	4.55

Key Element	County Average %	State Average %
Kindergarten Children with an Individual Health Plan	1.63	6.29

Summers County Find My WV Pre-K Information:

Visit <http://wvde.state.wv.us/oel/map-web/> to find additional information regarding the county collaborative early childhood team, WV Universal Pre-K classrooms, and other data.



Taylor County

Early Childhood Program Profile

Unless otherwise noted, this data has been compiled based on 2011-2012 2nd Month Enrollment as reported by counties to the West Virginia Education Information System (WVEIS).

Program Information (2011-2012)

	County	State
Number of WV Universal Pre-K Classrooms (<i>as reported to the WV Pre-K Steering Team annually; classrooms operating with AM and PM sessions are reflected in this count as two classrooms</i>)	7	1,039
WV Universal Pre-K Collaboration Rate (<i>WVBE Policy 2525 requires a minimum of 50% collaboration with potential community partners, including licensed childcare and Head Start programs</i>)	100%	72%

WV Universal Pre-K Enrollment Information (2011-2012)

	County	State
WV Universal Pre-K Enrollment	122	15,268
Number of 3-year-old children in WV Universal Pre-K Receiving Head Start Services (<i>as reported in WVEIS menu item STU.380: Collaborative Early Childhood Programs</i>)	20	2,525
Number of 4-year-old children in WV Universal Pre-K Receiving Head Start Services (<i>as reported in WVEIS menu item STU.380: Collaborative Early Childhood Programs</i>)	60	4,948
Number of children in WV Universal Pre-K Identified as Having Special Needs (<i>as reported in WVEIS 2nd month enrollment</i>)	19	2,412

WV Universal Pre-K and WV Kindergarten Participation

	County	State
2012-2013 WV Kindergarten Total Enrollment	177	21,776
2012-2013 WV Kindergarten 5-year-old Enrollment	153	18,597
2011-2012 WV Universal Pre-K 4-year-old Enrollment	106	12,835
2011-2012 WV Universal Pre-K Participation Rate	69%	69%
<i>(Compiled by comparing the 5 yr. old kindergarten enrollment and the 4 yr. old population enrolled in pre-k from the previous year. This is used as a rough estimate for participation and needs.)</i>		



WV Universal Pre-K Child Outcome Data

This data has been compiled based on information provided by WV Universal Pre-K Educators and 3 year old Head Start / Home -based Educators as reported on the WV Pre-K Child Assessment System Reporting Platform during the 2011-2012 School Year. Future profiles will include data based on children's status at Kindergarten entry for those counties participating in the WV Kindergarten Child Assessment System.

Early Learning Scale Item	Checkpoint 1			Checkpoint 3		
	%1-1.99	%2-3.99	%4-5	%1-1.99	%2-3.99	%4-5
1. Number And Numerical Operations	27.64	70.73	1.63	4.88	34.15	60.98
2. Classification And Algebraic Thinking	13.82	73.98	12.20	0.81	28.46	70.73
3. Geometry And Measurement	13.82	65.85	20.33	0.81	47.15	52.03
4. Scientific Inquiry	47.15	49.59	3.25	11.38	42.28	46.34
5. Self-Regulation	8.13	56.91	34.96	0.00	11.38	88.62
6. Play	13.01	64.23	22.76	0.81	9.76	89.43
7. Oral Language	8.94	54.47	36.59	0.00	30.89	69.11
8. Phonological Awareness	25.20	65.85	8.94	11.38	48.78	39.84
9. Print Awareness	16.26	61.79	21.95	0.00	30.08	69.92
10. Writing	17.89	80.49	1.63	1.63	60.16	38.21

Kindergarten Entry Health Data

This data has been compiled based on information provided WVEIS for the 2011-2012 School Year, and includes information regarding the health status of children at kindergarten entry.

Key Element	County % On File in WVEIS	State Average % On File in WVEIS	Of those On File, County % Referred	Of those On File, State Average % Referred
Immunizations	98.40	95.80	N/A	N/A
Health Check Form: Hearing	79.14	76.19	0.00	6.88
Health Check Form: Vision	96.26	86.09	0.00	5.36
Health Check Form: Oral Health	1.07	35.93	0.00	1.99
Health Check Form: Developmental	0.00	17.41	0.00	0.58
Health Check Form: Speech and Language	16.58	52.55	0.00	4.55

Key Element	County Average %	State Average %
Kindergarten Children with an Individual Health Plan	8.56	6.29

Taylor County Find My WV Pre-K Information:

Visit <http://wvde.state.wv.us/oel/map-web/> to find additional information regarding the county collaborative early childhood team, WV Universal Pre-K classrooms, and other data.



Tucker County

Early Childhood Program Profile

Unless otherwise noted, this data has been compiled based on 2011-2012 2nd Month Enrollment as reported by counties to the West Virginia Education Information System (WVEIS).

Program Information (2011-2012)

	County	State
Number of WV Universal Pre-K Classrooms (<i>as reported to the WV Pre-K Steering Team annually; classrooms operating with AM and PM sessions are reflected in this count as two classrooms</i>)	4	1,039
WV Universal Pre-K Collaboration Rate (<i>WVBE Policy 2525 requires a minimum of 50% collaboration with potential community partners, including licensed childcare and Head Start programs</i>)	0% (*no collaborative partner available)	72%

WV Universal Pre-K Enrollment Information (2011-2012)

	County	State
WV Universal Pre-K Enrollment	68	15,268
Number of 3-year-old children in WV Universal Pre-K Receiving Head Start Services (<i>as reported in WVEIS menu item STU.380: Collaborative Early Childhood Programs</i>)	6	2,525
Number of 4-year-old children in WV Universal Pre-K Receiving Head Start Services (<i>as reported in WVEIS menu item STU.380: Collaborative Early Childhood Programs</i>)	3	4,948
Number of children in WV Universal Pre-K Identified as Having Special Needs (<i>as reported in WVEIS 2nd month enrollment</i>)	10	2,412

WV Universal Pre-K and WV Kindergarten Participation

	County	State
2012-2013 WV Kindergarten Total Enrollment	61	21,776
2012-2013 WV Kindergarten 5-year-old Enrollment	54	18,597
2011-2012 WV Universal Pre-K 4-year-old Enrollment	56	12,835
2011-2012 WV Universal Pre-K Participation Rate (<i>Compiled by comparing the 5 yr. old kindergarten enrollment and the 4 yr. old population enrolled in pre-k from the previous year. This is used as a rough estimate for participation and needs.</i>)	100%	69%



WV Universal Pre-K Child Outcome Data

This data has been compiled based on information provided by WV Universal Pre-K Educators and 3 year old Head Start / Home -based Educators as reported on the WV Pre-K Child Assessment System Reporting Platform during the 2011-2012 School Year. Future profiles will include data based on children's status at Kindergarten entry for those counties participating in the WV Kindergarten Child Assessment System.

Early Learning Scale Item	Checkpoint 1			Checkpoint 3		
	%1-1.99	%2-3.99	%4-5	%1-1.99	%2-3.99	%4-5
1. Number And Numerical Operations	30.88	58.82	10.29	14.93	19.40	65.67
2. Classification And Algebraic Thinking	8.82	80.88	10.29	2.99	37.31	59.70
3. Geometry And Measurement	22.06	69.12	8.82	4.48	53.73	41.79
4. Scientific Inquiry	54.41	42.65	2.94	13.43	58.21	28.36
5. Self-Regulation	8.82	44.12	47.06	2.99	26.87	70.15
6. Play	7.35	33.82	58.82	2.99	11.94	85.07
7. Oral Language	8.82	61.76	29.41	8.96	17.91	73.13
8. Phonological Awareness	26.47	67.65	5.88	7.46	23.88	68.66
9. Print Awareness	19.12	50.00	30.88	5.97	28.36	65.67
10. Writing	14.71	79.41	5.88	5.97	38.81	55.22

Kindergarten Entry Health Data

This data has been compiled based on information provided WVEIS for the 2011-2012 School Year, and includes information regarding the health status of children at kindergarten entry.

Key Element	County % On File in WVEIS	State Average % On File in WVEIS	Of those On File, County % Referred	Of those On File, State Average % Referred
Immunizations	98.59	95.80	N/A	N/A
Health Check Form: Hearing	85.92	76.19	7.04	6.88
Health Check Form: Vision	88.73	86.09	2.82	5.36
Health Check Form: Oral Health	2.82	35.93	0.00	1.99
Health Check Form: Developmental	85.92	17.41	0.00	0.58
Health Check Form: Speech and Language	85.92	52.55	0.00	4.55

Key Element	County Average %	State Average %
Kindergarten Children with an Individual Health Plan	15.49	6.29

Tucker County Find My WV Pre-K Information:

Visit <http://wvde.state.wv.us/oel/map-web/> to find additional information regarding the county collaborative early childhood team, WV Universal Pre-K classrooms, and other data.



Tyler County

Early Childhood Program Profile

Unless otherwise noted, this data has been compiled based on 2011-2012 2nd Month Enrollment as reported by counties to the West Virginia Education Information System (WVEIS).

Program Information (2011-2012)

	County	State
Number of WV Universal Pre-K Classrooms (<i>as reported to the WV Pre-K Steering Team annually; classrooms operating with AM and PM sessions are reflected in this count as two classrooms</i>)	5	1,039
WV Universal Pre-K Collaboration Rate (<i>WVBE Policy 2525 requires a minimum of 50% collaboration with potential community partners, including licensed childcare and Head Start programs</i>)	100%	72%

WV Universal Pre-K Enrollment Information (2011-2012)

	County	State
WV Universal Pre-K Enrollment	94	15,268
Number of 3-year-old children in WV Universal Pre-K Receiving Head Start Services (<i>as reported in WVEIS menu item STU.380: Collaborative Early Childhood Programs</i>)	10	2,525
Number of 4-year-old children in WV Universal Pre-K Receiving Head Start Services (<i>as reported in WVEIS menu item STU.380: Collaborative Early Childhood Programs</i>)	33	4,948
Number of children in WV Universal Pre-K Identified as Having Special Needs (<i>as reported in WVEIS 2nd month enrollment</i>)	20	2,412

WV Universal Pre-K and WV Kindergarten Participation

	County	State
2012-2013 WV Kindergarten Total Enrollment	104	21,776
2012-2013 WV Kindergarten 5-year-old Enrollment	88	18,597
2011-2012 WV Universal Pre-K 4-year-old Enrollment	88	12,835
2011-2012 WV Universal Pre-K Participation Rate (<i>Compiled by comparing the 5 yr. old kindergarten enrollment and the 4 yr. old population enrolled in pre-k from the previous year. This is used as a rough estimate for participation and needs.</i>)	85%	69%



WV Universal Pre-K Child Outcome Data

This data has been compiled based on information provided by WV Universal Pre-K Educators and 3 year old Head Start / Home -based Educators as reported on the WV Pre-K Child Assessment System Reporting Platform during the 2011-2012 School Year. Future profiles will include data based on children's status at Kindergarten entry for those counties participating in the WV Kindergarten Child Assessment System.

Early Learning Scale Item	Checkpoint 1			Checkpoint 3		
	%1-1.99	%2-3.99	%4-5	%1-1.99	%2-3.99	%4-5
1. Number And Numerical Operations	32.58	62.92	4.49	4.82	30.12	65.06
2. Classification And Algebraic Thinking	12.36	70.79	16.85	1.20	20.48	78.31
3. Geometry And Measurement	20.22	70.79	8.99	2.41	32.53	65.06
4. Scientific Inquiry	51.69	42.70	5.62	9.64	38.55	51.81
5. Self-Regulation	10.11	51.69	38.20	1.20	21.69	77.11
6. Play	7.87	50.56	41.57	2.41	14.46	83.13
7. Oral Language	5.62	57.30	37.08	4.82	15.66	79.52
8. Phonological Awareness	28.09	26.97	44.94	7.23	20.48	72.29
9. Print Awareness	15.73	65.17	19.10	2.41	16.87	80.72
10. Writing	11.24	78.65	10.11	1.20	39.76	59.04

Kindergarten Entry Health Data

This data has been compiled based on information provided WVEIS for the 2011-2012 School Year, and includes information regarding the health status of children at kindergarten entry.

Key Element	County % On File in WVEIS	State Average % On File in WVEIS	Of those On File, County % Referred	Of those On File, State Average % Referred
Immunizations	100.00	95.80	N/A	N/A
Health Check Form: Hearing	21.05	76.19	0.00	6.88
Health Check Form: Vision	22.11	86.09	0.00	5.36
Health Check Form: Oral Health	20.00	35.93	0.00	1.99
Health Check Form: Developmental	17.89	17.41	0.00	0.58
Health Check Form: Speech and Language	18.95	52.55	0.00	4.55

Key Element	County Average %	State Average %
Kindergarten Children with an Individual Health Plan	4.21	6.29

Tyler County Find My WV Pre-K Information:

Visit <http://wvde.state.wv.us/oel/map-web/> to find additional information regarding the county collaborative early childhood team, WV Universal Pre-K classrooms, and other data.



Upshur County

Early Childhood Program Profile

Unless otherwise noted, this data has been compiled based on 2011-2012 2nd Month Enrollment as reported by counties to the West Virginia Education Information System (WVEIS).

Program Information (2011-2012)

	County	State
Number of WV Universal Pre-K Classrooms (<i>as reported to the WV Pre-K Steering Team annually; classrooms operating with AM and PM sessions are reflected in this count as two classrooms</i>)	10	1,039
WV Universal Pre-K Collaboration Rate (<i>WVBE Policy 2525 requires a minimum of 50% collaboration with potential community partners, including licensed childcare and Head Start programs</i>)	90%	72%

WV Universal Pre-K Enrollment Information (2011-2012)

	County	State
WV Universal Pre-K Enrollment	181	15,268
Number of 3-year-old children in WV Universal Pre-K Receiving Head Start Services (<i>as reported in WVEIS menu item STU.380: Collaborative Early Childhood Programs</i>)	1	2,525
Number of 4-year-old children in WV Universal Pre-K Receiving Head Start Services (<i>as reported in WVEIS menu item STU.380: Collaborative Early Childhood Programs</i>)	72	4,948
Number of children in WV Universal Pre-K Identified as Having Special Needs (<i>as reported in WVEIS 2nd month enrollment</i>)	9	2,412

WV Universal Pre-K and WV Kindergarten Participation

	County	State
2012-2013 WV Kindergarten Total Enrollment	305	21,776
2012-2013 WV Kindergarten 5-year-old Enrollment	274	18,597
2011-2012 WV Universal Pre-K 4-year-old Enrollment	160	12,835
2011-2012 WV Universal Pre-K Participation Rate	58%	69%
<i>(Compiled by comparing the 5 yr. old kindergarten enrollment and the 4 yr. old population enrolled in pre-k from the previous year. This is used as a rough estimate for participation and needs.)</i>		



WV Universal Pre-K Child Outcome Data

This data has been compiled based on information provided by WV Universal Pre-K Educators and 3 year old Head Start / Home -based Educators as reported on the WV Pre-K Child Assessment System Reporting Platform during the 2011-2012 School Year. Future profiles will include data based on children's status at Kindergarten entry for those counties participating in the WV Kindergarten Child Assessment System.

Early Learning Scale Item	Checkpoint 1			Checkpoint 3		
	%1-1.99	%2-3.99	%4-5	%1-1.99	%2-3.99	%4-5
1. Number And Numerical Operations	40.00	49.44	10.56	3.25	31.82	64.94
2. Classification And Algebraic Thinking	16.67	63.33	20.00	1.30	20.78	77.92
3. Geometry And Measurement	20.00	66.11	13.89	0.65	25.32	74.03
4. Scientific Inquiry	53.33	37.22	9.44	5.19	41.56	53.25
5. Self-Regulation	7.22	47.22	45.56	0.65	17.53	81.82
6. Play	7.22	50.00	42.78	0.65	12.99	86.36
7. Oral Language	13.33	48.89	37.78	1.30	16.88	81.82
8. Phonological Awareness	31.11	50.00	18.89	5.19	18.83	75.97
9. Print Awareness	8.89	66.67	24.44	0.65	15.58	83.77
10. Writing	9.44	78.89	11.67	0.65	36.36	62.99

Kindergarten Entry Health Data

This data has been compiled based on information provided WVEIS for the 2011-2012 School Year, and includes information regarding the health status of children at kindergarten entry.

Key Element	County % On File in WVEIS	State Average % On File in WVEIS	Of those On File, County % Referred	Of those On File, State Average % Referred
Immunizations	99.68	95.80	N/A	N/A
Health Check Form: Hearing	86.58	76.19	2.88	6.88
Health Check Form: Vision	87.86	86.09	4.47	5.36
Health Check Form: Oral Health	0.64	35.93	0.00	1.99
Health Check Form: Developmental	0.64	17.41	0.00	0.58
Health Check Form: Speech and Language	83.39	52.55	7.67	4.55

Key Element	County Average %	State Average %
Kindergarten Children with an Individual Health Plan	5.75	6.29

Upshur County Find My WV Pre-K Information:

Visit <http://wvde.state.wv.us/oel/map-web/> to find additional information regarding the county collaborative early childhood team, WV Universal Pre-K classrooms, and other data.



Wayne County

Early Childhood Program Profile

Unless otherwise noted, this data has been compiled based on 2011-2012 2nd Month Enrollment as reported by counties to the West Virginia Education Information System (WVEIS).

Program Information (2011-2012)

	County	State
Number of WV Universal Pre-K Classrooms (<i>as reported to the WV Pre-K Steering Team annually; classrooms operating with AM and PM sessions are reflected in this count as two classrooms</i>)	21	1,039
WV Universal Pre-K Collaboration Rate (<i>WVBE Policy 2525 requires a minimum of 50% collaboration with potential community partners, including licensed childcare and Head Start programs</i>)	100%	72%

WV Universal Pre-K Enrollment Information (2011-2012)

	County	State
WV Universal Pre-K Enrollment	388	15,268
Number of 3-year-old children in WV Universal Pre-K Receiving Head Start Services (<i>as reported in WVEIS menu item STU.380: Collaborative Early Childhood Programs</i>)	74	2,525
Number of 4-year-old children in WV Universal Pre-K Receiving Head Start Services (<i>as reported in WVEIS menu item STU.380: Collaborative Early Childhood Programs</i>)	125	4,948
Number of children in WV Universal Pre-K Identified as Having Special Needs (<i>as reported in WVEIS 2nd month enrollment</i>)	91	2,412

WV Universal Pre-K and WV Kindergarten Participation

	County	State
2012-2013 WV Kindergarten Total Enrollment	581	21,776
2012-2013 WV Kindergarten 5-year-old Enrollment	487	18,597
2011-2012 WV Universal Pre-K 4-year-old Enrollment	312	12,835
2011-2012 WV Universal Pre-K Participation Rate	64%	69%
<i>(Compiled by comparing the 5 yr. old kindergarten enrollment and the 4 yr. old population enrolled in pre-k from the previous year. This is used as a rough estimate for participation and needs.)</i>		



WV Universal Pre-K Child Outcome Data

This data has been compiled based on information provided by WV Universal Pre-K Educators and 3 year old Head Start / Home -based Educators as reported on the WV Pre-K Child Assessment System Reporting Platform during the 2011-2012 School Year. Future profiles will include data based on children's status at Kindergarten entry for those counties participating in the WV Kindergarten Child Assessment System.

Early Learning Scale Item	Checkpoint 1			Checkpoint 3		
	%1-1.99	%2-3.99	%4-5	%1-1.99	%2-3.99	%4-5
1. Number And Numerical Operations	43.95	47.63	8.42	15.87	40.48	43.65
2. Classification And Algebraic Thinking	21.84	69.21	8.95	5.56	42.86	51.59
3. Geometry And Measurement	21.58	67.63	10.79	7.14	52.65	40.21
4. Scientific Inquiry	53.68	42.89	3.42	14.81	53.17	32.01
5. Self-Regulation	13.95	53.16	32.89	4.76	28.04	67.20
6. Play	13.95	63.16	22.89	4.50	30.69	64.81
7. Oral Language	16.32	56.32	27.37	5.03	29.37	65.61
8. Phonological Awareness	47.11	48.68	4.21	14.81	56.35	28.84
9. Print Awareness	30.00	47.11	22.89	9.52	37.30	53.17
10. Writing	26.05	63.68	10.26	8.99	51.32	39.68

Kindergarten Entry Health Data

This data has been compiled based on information provided WVEIS for the 2011-2012 School Year, and includes information regarding the health status of children at kindergarten entry.

Key Element	County % On File in WVEIS	State Average % On File in WVEIS	Of those On File, County % Referred	Of those On File, State Average % Referred
Immunizations	96.22	95.80	N/A	N/A
Health Check Form: Hearing	70.32	76.19	3.78	6.88
Health Check Form: Vision	97.48	86.09	2.34	5.36
Health Check Form: Oral Health	0.72	35.93	0.00	1.99
Health Check Form: Developmental	0.00	17.41	0.00	0.58
Health Check Form: Speech and Language	68.53	52.55	7.73	4.55

Key Element	County Average %	State Average %
Kindergarten Children with an Individual Health Plan	5.22	6.29

Wayne County Find My WV Pre-K Information:

Visit <http://wvde.state.wv.us/oel/map-web/> to find additional information regarding the county collaborative early childhood team, WV Universal Pre-K classrooms, and other data.



Webster County

Early Childhood Program Profile

Unless otherwise noted, this data has been compiled based on 2011-2012 2nd Month Enrollment as reported by counties to the West Virginia Education Information System (WVEIS).

Program Information (2011-2012)

	County	State
Number of WV Universal Pre-K Classrooms (<i>as reported to the WV Pre-K Steering Team annually; classrooms operating with AM and PM sessions are reflected in this count as two classrooms</i>)	8	1,039
WV Universal Pre-K Collaboration Rate (<i>WVBE Policy 2525 requires a minimum of 50% collaboration with potential community partners, including licensed childcare and Head Start programs</i>)	63%	72%

WV Universal Pre-K Enrollment Information (2011-2012)

	County	State
WV Universal Pre-K Enrollment	106	15,268
Number of 3-year-old children in WV Universal Pre-K Receiving Head Start Services (<i>as reported in WVEIS menu item STU.380: Collaborative Early Childhood Programs</i>)	19	2,525
Number of 4-year-old children in WV Universal Pre-K Receiving Head Start Services (<i>as reported in WVEIS menu item STU.380: Collaborative Early Childhood Programs</i>)	14	4,948
Number of children in WV Universal Pre-K Identified as Having Special Needs (<i>as reported in WVEIS 2nd month enrollment</i>)	7	2,412

WV Universal Pre-K and WV Kindergarten Participation

	County	State
2012-2013 WV Kindergarten Total Enrollment	117	21,776
2012-2013 WV Kindergarten 5-year-old Enrollment	98	18,597
2011-2012 WV Universal Pre-K 4-year-old Enrollment	93	12,835
2011-2012 WV Universal Pre-K Participation Rate (<i>Compiled by comparing the 5 yr. old kindergarten enrollment and the 4 yr. old population enrolled in pre-k from the previous year. This is used as a rough estimate for participation and needs.</i>)	95%	69%



WV Universal Pre-K Child Outcome Data

This data has been compiled based on information provided by WV Universal Pre-K Educators and 3 year old Head Start / Home -based Educators as reported on the WV Pre-K Child Assessment System Reporting Platform during the 2011-2012 School Year. Future profiles will include data based on children's status at Kindergarten entry for those counties participating in the WV Kindergarten Child Assessment System.

Early Learning Scale Item	Checkpoint 1			Checkpoint 3		
	%1-1.99	%2-3.99	%4-5	%1-1.99	%2-3.99	%4-5
1. Number And Numerical Operations	33.63	51.33	15.04	6.48	27.78	65.74
2. Classification And Algebraic Thinking	14.16	69.03	16.81	1.85	35.19	62.96
3. Geometry And Measurement	13.27	79.65	7.08	3.70	32.41	63.89
4. Scientific Inquiry	53.98	37.17	8.85	12.04	34.26	53.70
5. Self-Regulation	5.31	46.02	48.67	1.85	19.44	78.70
6. Play	1.77	46.90	51.33	0.93	8.33	90.74
7. Oral Language	4.42	51.33	44.25	1.85	17.59	80.56
8. Phonological Awareness	28.32	67.26	4.42	9.26	25.00	65.74
9. Print Awareness	15.93	53.98	30.09	2.78	23.15	74.07
10. Writing	14.16	65.49	20.35	1.85	37.96	60.19

Kindergarten Entry Health Data

This data has been compiled based on information provided WVEIS for the 2011-2012 School Year, and includes information regarding the health status of children at kindergarten entry.

Key Element	County % On File in WVEIS	State Average % On File in WVEIS	Of those On File, County % Referred	Of those On File, State Average % Referred
Immunizations	90.52	95.80	N/A	N/A
Health Check Form: Hearing	68.10	76.19	5.17	6.88
Health Check Form: Vision	70.69	86.09	6.03	5.36
Health Check Form: Oral Health	18.10	35.93	3.45	1.99
Health Check Form: Developmental	24.14	17.41	4.31	0.58
Health Check Form: Speech and Language	25.86	52.55	5.17	4.55

Key Element	County Average %	State Average %
Kindergarten Children with an Individual Health Plan	7.76	6.29

Webster County Find My WV Pre-K Information:

Visit <http://wvde.state.wv.us/oel/map-web/> to find additional information regarding the county collaborative early childhood team, WV Universal Pre-K classrooms, and other data.



Wetzel County

Early Childhood Program Profile

Unless otherwise noted, this data has been compiled based on 2011-2012 2nd Month Enrollment as reported by counties to the West Virginia Education Information System (WVEIS).

Program Information (2011-2012)

	County	State
Number of WV Universal Pre-K Classrooms (<i>as reported to the WV Pre-K Steering Team annually; classrooms operating with AM and PM sessions are reflected in this count as two classrooms</i>)	10	1,039
WV Universal Pre-K Collaboration Rate (<i>WVBE Policy 2525 requires a minimum of 50% collaboration with potential community partners, including licensed childcare and Head Start programs</i>)	30%	72%

WV Universal Pre-K Enrollment Information (2011-2012)

	County	State
WV Universal Pre-K Enrollment	154	15,268
Number of 3-year-old children in WV Universal Pre-K Receiving Head Start Services (<i>as reported in WVEIS menu item STU.380: Collaborative Early Childhood Programs</i>)	30	2,525
Number of 4-year-old children in WV Universal Pre-K Receiving Head Start Services (<i>as reported in WVEIS menu item STU.380: Collaborative Early Childhood Programs</i>)	19	4,948
Number of children in WV Universal Pre-K Identified as Having Special Needs (<i>as reported in WVEIS 2nd month enrollment</i>)	34	2,412

WV Universal Pre-K and WV Kindergarten Participation

	County	State
2012-2013 WV Kindergarten Total Enrollment	212	21,776
2012-2013 WV Kindergarten 5-year-old Enrollment	160	18,597
2011-2012 WV Universal Pre-K 4-year-old Enrollment	120	12,835
2011-2012 WV Universal Pre-K Participation Rate	75%	69%
<i>(Compiled by comparing the 5 yr. old kindergarten enrollment and the 4 yr. old population enrolled in pre-k from the previous year. This is used as a rough estimate for participation and needs.)</i>		



WV Universal Pre-K Child Outcome Data

This data has been compiled based on information provided by WV Universal Pre-K Educators and 3 year old Head Start / Home -based Educators as reported on the WV Pre-K Child Assessment System Reporting Platform during the 2011-2012 School Year. Future profiles will include data based on children's status at Kindergarten entry for those counties participating in the WV Kindergarten Child Assessment System.

Early Learning Scale Item	Checkpoint 1			Checkpoint 3		
	%1-1.99	%2-3.99	%4-5	%1-1.99	%2-3.99	%4-5
1. Number And Numerical Operations	46.71	50.00	3.29	16.87	36.14	46.99
2. Classification And Algebraic Thinking	19.08	74.34	6.58	3.61	43.98	52.41
3. Geometry And Measurement	34.21	62.50	3.29	6.02	37.95	56.02
4. Scientific Inquiry	54.61	44.08	1.32	18.67	39.76	41.57
5. Self-Regulation	12.50	53.29	34.21	6.02	28.92	65.06
6. Play	13.16	54.61	32.24	6.02	19.28	74.70
7. Oral Language	12.50	64.47	23.03	9.04	30.72	60.24
8. Phonological Awareness	41.45	53.29	5.26	17.47	47.59	34.94
9. Print Awareness	18.42	63.16	18.42	5.42	37.95	56.63
10. Writing	25.66	67.11	7.24	10.24	53.01	36.75

Kindergarten Entry Health Data


This data has been compiled based on information provided WVEIS for the 2011-2012 School Year, and includes information regarding the health status of children at kindergarten entry.

Key Element	County % On File in WVEIS	State Average % On File in WVEIS	Of those On File, County % Referred	Of those On File, State Average % Referred
Immunizations	94.92	95.80	N/A	N/A
Health Check Form: Hearing	46.48	76.19	0.00	6.88
Health Check Form: Vision	33.20	86.09	0.00	5.36
Health Check Form: Oral Health	13.67	35.93	0.39	1.99
Health Check Form: Developmental	2.34	17.41	0.00	0.58
Health Check Form: Speech and Language	46.48	52.55	1.95	4.55

Key Element	County Average %	State Average %
Kindergarten Children with an Individual Health Plan	5.47	6.29

Wetzel County Find My WV Pre-K Information:

Visit <http://wvde.state.wv.us/oel/map-web/> to find additional information regarding the county collaborative early childhood team, WV Universal Pre-K classrooms, and other data.



Wirt County

Early Childhood Program Profile

Unless otherwise noted, this data has been compiled based on 2011-2012 2nd Month Enrollment as reported by counties to the West Virginia Education Information System (WVEIS).

Program Information (2011-2012)

	County	State
Number of WV Universal Pre-K Classrooms (<i>as reported to the WV Pre-K Steering Team annually; classrooms operating with AM and PM sessions are reflected in this count as two classrooms</i>)	3	1,039
WV Universal Pre-K Collaboration Rate (<i>WVBE Policy 2525 requires a minimum of 50% collaboration with potential community partners, including licensed childcare and Head Start programs</i>)	67%	72%

WV Universal Pre-K Enrollment Information (2011-2012)

	County	State
WV Universal Pre-K Enrollment	51	15,268
Number of 3-year-old children in WV Universal Pre-K Receiving Head Start Services (<i>as reported in WVEIS menu item STU.380: Collaborative Early Childhood Programs</i>)	3	2,525
Number of 4-year-old children in WV Universal Pre-K Receiving Head Start Services (<i>as reported in WVEIS menu item STU.380: Collaborative Early Childhood Programs</i>)	22	4,948
Number of children in WV Universal Pre-K Identified as Having Special Needs (<i>as reported in WVEIS 2nd month enrollment</i>)	9	2,412

WV Universal Pre-K and WV Kindergarten Participation

	County	State
2012-2013 WV Kindergarten Total Enrollment	70	21,776
2012-2013 WV Kindergarten 5-year-old Enrollment	64	18,597
2011-2012 WV Universal Pre-K 4-year-old Enrollment	45	12,835
2011-2012 WV Universal Pre-K Participation Rate (<i>Compiled by comparing the 5 yr. old kindergarten enrollment and the 4 yr. old population enrolled in pre-k from the previous year. This is used as a rough estimate for participation and needs.</i>)	70%	69%



WV Universal Pre-K Child Outcome Data

This data has been compiled based on information provided by WV Universal Pre-K Educators and 3 year old Head Start / Home -based Educators as reported on the WV Pre-K Child Assessment System Reporting Platform during the 2011-2012 School Year. Future profiles will include data based on children's status at Kindergarten entry for those counties participating in the WV Kindergarten Child Assessment System.

Early Learning Scale Item	Checkpoint 1			Checkpoint 3		
	%1-1.99	%2-3.99	%4-5	%1-1.99	%2-3.99	%4-5
1. Number And Numerical Operations	51.02	42.86	6.12	21.74	45.65	32.61
2. Classification And Algebraic Thinking	18.37	61.22	20.41	2.17	43.48	54.35
3. Geometry And Measurement	20.41	65.31	14.29	10.87	45.65	43.48
4. Scientific Inquiry	61.22	34.69	4.08	19.57	73.91	6.52
5. Self-Regulation	4.08	44.90	51.02	2.17	36.96	60.87
6. Play	6.12	59.18	34.69	2.17	21.74	76.07
7. Oral Language	14.29	69.39	16.33	4.35	39.13	56.52
8. Phonological Awareness	28.57	55.10	16.33	15.22	50.00	34.78
9. Print Awareness	16.33	53.06	30.61	2.17	28.26	69.57
10. Writing	10.20	77.55	12.24	2.17	43.48	54.35

Kindergarten Entry Health Data

This data has been compiled based on information provided WVEIS for the 2011-2012 School Year, and includes information regarding the health status of children at kindergarten entry.

Key Element	County % On File in WVEIS	State Average % On File in WVEIS	Of those On File, County % Referred	Of those On File, State Average % Referred
Immunizations	100.00	95.80	N/A	N/A
Health Check Form: Hearing	100.00	76.19	1.30	6.88
Health Check Form: Vision	100.00	86.09	2.60	5.36
Health Check Form: Oral Health	100.00	35.93	2.60	1.99
Health Check Form: Developmental	97.40	17.41	0.00	0.58
Health Check Form: Speech and Language	100.00	52.55	18.18	4.55

Key Element	County Average %	State Average %
Kindergarten Children with an Individual Health Plan	7.79	6.29

Wirt County Find My WV Pre-K Information:

Visit <http://wvde.state.wv.us/oel/map-web/> to find additional information regarding the county collaborative early childhood team, WV Universal Pre-K classrooms, and other data.



Wood County

Early Childhood Program Profile

Unless otherwise noted, this data has been compiled based on 2011-2012 2nd Month Enrollment as reported by counties to the West Virginia Education Information System (WVEIS).

Program Information (2011-2012)

	County	State
Number of WV Universal Pre-K Classrooms (<i>as reported to the WV Pre-K Steering Team annually; classrooms operating with AM and PM sessions are reflected in this count as two classrooms</i>)	45	1,039
WV Universal Pre-K Collaboration Rate (<i>WVBE Policy 2525 requires a minimum of 50% collaboration with potential community partners, including licensed childcare and Head Start programs</i>)	51%	72%

WV Universal Pre-K Enrollment Information (2011-2012)

	County	State
WV Universal Pre-K Enrollment	708	15,268
Number of 3-year-old children in WV Universal Pre-K Receiving Head Start Services (<i>as reported in WVEIS menu item STU.380: Collaborative Early Childhood Programs</i>)	107	2,525
Number of 4-year-old children in WV Universal Pre-K Receiving Head Start Services (<i>as reported in WVEIS menu item STU.380: Collaborative Early Childhood Programs</i>)	164	4,948
Number of children in WV Universal Pre-K Identified as Having Special Needs (<i>as reported in WVEIS 2nd month enrollment</i>)	129	2,412

WV Universal Pre-K and WV Kindergarten Participation

	County	State
2012-2013 WV Kindergarten Total Enrollment	944	21,776
2012-2013 WV Kindergarten 5-year-old Enrollment	786	18,597
2011-2012 WV Universal Pre-K 4-year-old Enrollment	580	12,835
2011-2012 WV Universal Pre-K Participation Rate	74%	69%
<i>(Compiled by comparing the 5 yr. old kindergarten enrollment and the 4 yr. old population enrolled in pre-k from the previous year. This is used as a rough estimate for participation and needs.)</i>		



WV Universal Pre-K Child Outcome Data

This data has been compiled based on information provided by WV Universal Pre-K Educators and 3 year old Head Start / Home -based Educators as reported on the WV Pre-K Child Assessment System Reporting Platform during the 2011-2012 School Year. Future profiles will include data based on children's status at Kindergarten entry for those counties participating in the WV Kindergarten Child Assessment System.

Early Learning Scale Item	Checkpoint 1			Checkpoint 3		
	%1-1.99	%2-3.99	%4-5	%1-1.99	%2-3.99	%4-5
1. Number And Numerical Operations	42.45	50.45	7.10	11.78	36.62	51.60
2. Classification And Algebraic Thinking	23.10	64.52	12.39	4.87	37.39	57.75
3. Geometry And Measurement	23.48	67.48	9.03	6.53	44.17	49.30
4. Scientific Inquiry	46.97	47.74	5.29	16.01	46.35	37.64
5. Self-Regulation	11.10	45.55	43.35	3.46	24.84	71.70
6. Play	11.48	54.97	33.55	2.69	22.02	75.29
7. Oral Language	12.13	52.39	35.48	5.76	27.40	66.84
8. Phonological Awareness	38.71	52.26	9.03	12.68	45.58	41.74
9. Print Awareness	15.74	60.52	23.74	5.25	31.50	63.25
10. Writing	20.39	69.55	10.06	5.51	52.88	41.61

Kindergarten Entry Health Data

This data has been compiled based on information provided WVEIS for the 2011-2012 School Year, and includes information regarding the health status of children at kindergarten entry.

Key Element	County % On File in WVEIS	State Average % On File in WVEIS	Of those On File, County % Referred	Of those On File, State Average % Referred
Immunizations	99.90	95.80	N/A	N/A
Health Check Form: Hearing	68.64	76.19	1.90	6.88
Health Check Form: Vision	99.20	86.09	7.41	5.36
Health Check Form: Oral Health	99.20	35.93	5.91	1.99
Health Check Form: Developmental	2.30	17.41	0.10	0.58
Health Check Form: Speech and Language	46.89	52.55	1.95	4.55

Key Element	County Average %	State Average %
Kindergarten Children with an Individual Health Plan	4.81	6.29

Wood County Find My WV Pre-K Information:

Visit <http://wvde.state.wv.us/oel/map-web/> to find additional information regarding the county collaborative early childhood team, WV Universal Pre-K classrooms, and other data.



Wyoming County

Early Childhood Program Profile

Unless otherwise noted, this data has been compiled based on 2011-2012 2nd Month Enrollment as reported by counties to the West Virginia Education Information System (WVEIS).

Program Information (2011-2012)

	County	State
Number of WV Universal Pre-K Classrooms (<i>as reported to the WV Pre-K Steering Team annually; classrooms operating with AM and PM sessions are reflected in this count as two classrooms</i>)	19	1,039
WV Universal Pre-K Collaboration Rate (<i>WVBE Policy 2525 requires a minimum of 50% collaboration with potential community partners, including licensed childcare and Head Start programs</i>)	58%	72%

WV Universal Pre-K Enrollment Information (2011-2012)

	County	State
WV Universal Pre-K Enrollment	237	15,268
Number of 3-year-old children in WV Universal Pre-K Receiving Head Start Services (<i>as reported in WVEIS menu item STU.380: Collaborative Early Childhood Programs</i>)	102	2,525
Number of 4-year-old children in WV Universal Pre-K Receiving Head Start Services (<i>as reported in WVEIS menu item STU.380: Collaborative Early Childhood Programs</i>)	77	4,948
Number of children in WV Universal Pre-K Identified as Having Special Needs (<i>as reported in WVEIS 2nd month enrollment</i>)	68	2,412

WV Universal Pre-K and WV Kindergarten Participation

	County	State
2012-2013 WV Kindergarten Total Enrollment	314	21,776
2012-2013 WV Kindergarten 5-year-old Enrollment	240	18,597
2011-2012 WV Universal Pre-K 4-year-old Enrollment	177	12,835
2011-2012 WV Universal Pre-K Participation Rate	74%	69%
<i>(Compiled by comparing the 5 yr. old kindergarten enrollment and the 4 yr. old population enrolled in pre-k from the previous year. This is used as a rough estimate for participation and needs.)</i>		



WV Universal Pre-K Child Outcome Data

This data has been compiled based on information provided by WV Universal Pre-K Educators and 3 year old Head Start / Home -based Educators as reported on the WV Pre-K Child Assessment System Reporting Platform during the 2011-2012 School Year. Future profiles will include data based on children's status at Kindergarten entry for those counties participating in the WV Kindergarten Child Assessment System.

Early Learning Scale Item	Checkpoint 1			Checkpoint 3		
	%1-1.99	%2-3.99	%4-5	%1-1.99	%2-3.99	%4-5
1. Number And Numerical Operations	47.77	41.58	10.65	17.71	34.69	47.60
2. Classification And Algebraic Thinking	36.08	54.64	9.28	8.49	39.11	52.40
3. Geometry And Measurement	30.24	63.23	6.53	7.01	42.80	50.18
4. Scientific Inquiry	54.64	41.58	3.78	20.30	39.85	39.85
5. Self-Regulation	14.09	55.33	30.58	5.54	30.26	64.21
6. Play	12.03	59.45	28.52	5.90	28.41	65.68
7. Oral Language	15.81	55.67	28.52	5.90	32.84	61.25
8. Phonological Awareness	45.70	48.11	6.19	16.24	38.01	45.76
9. Print Awareness	26.80	53.26	19.93	5.90	29.89	64.21
10. Writing	29.21	61.51	9.28	8.86	43.91	47.23

Kindergarten Entry Health Data

This data has been compiled based on information provided WVEIS for the 2011-2012 School Year, and includes information regarding the health status of children at kindergarten entry.

Key Element	County % On File in WVEIS	State Average % On File in WVEIS	Of those On File, County % Referred	Of those On File, State Average % Referred
Immunizations	96.70	95.80	N/A	N/A
Health Check Form: Hearing	93.39	76.19	1.50	6.88
Health Check Form: Vision	93.99	86.09	5.71	5.36
Health Check Form: Oral Health	7.21	35.93	0.00	1.99
Health Check Form: Developmental	72.37	17.41	0.00	0.58
Health Check Form: Speech and Language	93.39	52.55	0.00	4.55

Key Element	County Average %	State Average %
Kindergarten Children with an Individual Health Plan	4.80	6.29

Wyoming County Find My WV Pre-K Information:

Visit <http://wvde.state.wv.us/oel/map-web/> to find additional information regarding the county collaborative early childhood team, WV Universal Pre-K classrooms, and other data.



Summary

Data for this publication has been compiled using various measures which focus on both programmatic data collection as well as child outcome information. Self-reported data by counties to the WVDE Office of Early Learning, as well as data reported by counties to WVEIS, compile the primary resources from which data were pulled to design this profile.

It is the intent that this resource serve county collaborative early childhood teams as they work together to develop school readiness goals that align with the philosophy of the Ready, Set, Go! WV School Readiness and Transitions Framework. Facilitating healthy school transitions and school readiness for all young children in WV is a goal to which all stakeholders—families, educators, administrators, and community members—should aspire.

Resources

The following resources are available to assist county collaborative early childhood teams as they make data-driven decisions and provide support for their county early childhood community:

WVDE Office of Early Learning: <http://wvde.state.wv.us/oel/>

Find my West Virginia Pre-K: <http://wvde.state.wv.us/oel/map-web/>

Ready, Set, Go! WV Resources to Support School Readiness and Transitions:
<http://wvde.state.wv.us/oel/school-readiness.php>

National Institute for Early Education Research (NIEER) State of Preschool Yearbook:
<http://www.nieer.org/yearbook>

West Virginia Early Childhood Advisory Council: <http://wvearlylearning.org/>

West Virginia Birth to Three: <http://www.wvdhhr.org/birth23/>

West Virginia In-Home Family Visitation: http://www.wvdhhr.org/bcf/eces_services.asp

West Virginia Kids Count: <http://www.wvkidscountfund.org/>

West Virginia Regional School Wellness Specialists: <http://wvde.state.wv.us/healthyschools/section5/WestVirginiaDepartmentofEducationTobaccoPreventionProgram.htm>

West Virginia Regional Education Service Agencies (RESAs):
<http://resa2.k12.wv.us/wvresa.asp>

West Virginia DHHR Childcare Resource and Referral Agencies:
<http://www.wvdhhr.org/bcf/ece/earlycare/rr.asp>

West Virginia Head Start Programs: <http://www.wvheadstart.org/programs.php>



James B. Phares, Ed.D.
State Superintendent of Schools