

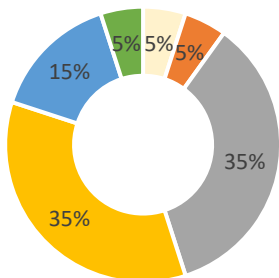
Braxton County Schools: April 2020

I. CIS School Snapshot

	School Data				School Goal Areas				
	Schools	Enroll-ment	CIS Case Managed Students	Saturation	Academics	Attendance	Behavior	School Climate	College-Career Readiness
Combined Schools (any)	-	-	-	-	-	-	-	-	-
Elementary Schools	3	448	59	13%	-	3 schools	-	-	-
Intermediate Schools	-	-	-	-	-	-	-	-	-
Middle Schools	1	401	20	5%	-	1 school	-	-	-
High Schools	1	537	22	4%	-	1 school	-	-	-
Total	5	1,386	101	7%	-	5 schools	-	-	-

Year to Date: Schoolwide Supports

Tier I Supports Provided



- Academic Assistance
- Behavioral
- Community Service
- Enrich/ Motivate
- Family Engagement
- Physical Health

Tier I Supports

- * 20 Supports
- * 44 Hours
- * 1,386 Students Served
- * 90 Parents/Guardians Served

Note: #s served may be duplicated. CIS doesn't track the names of individuals participating in Tier I supports

Schoolwide Basic Needs Provided

Basic Needs

- * 0 Supports
- * 0 Items

Most Recent Progress to School Goals

Progress to Schoolwide Goal:

% Improving Academics



Progress to Schoolwide Goal:

% Improving Attendance



Progress to Schoolwide Goal:

% Improving Behavior



Key: Decline,
No Progress,
Progress,
No Data

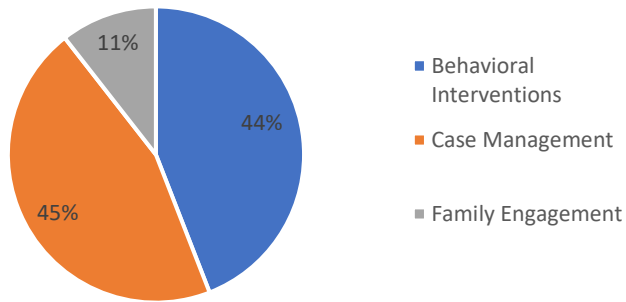
II. Case Managed Student Snapshot

Barriers to Case Managed Student Success & Year to Date Supports Delivered

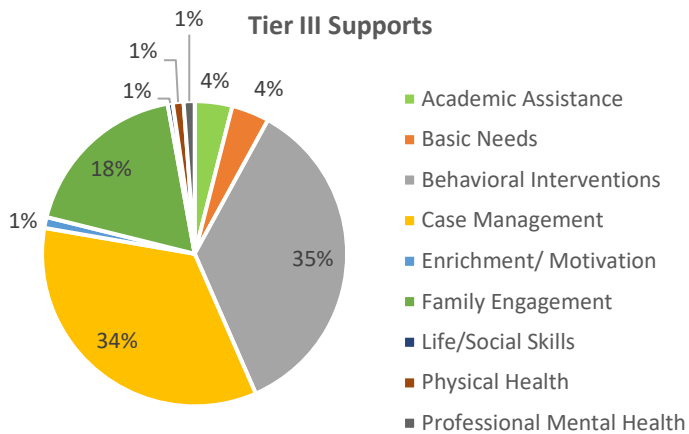
CIS Case Managed Students

- * 101 students enrolled
- * 100 students received Tier II and/or III supports
- * 161 Tier II supports provided
- * 175 Tier III supports provided

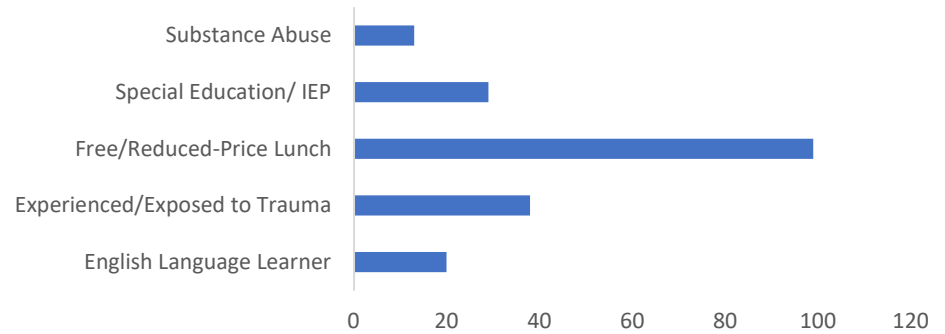
Tier II Supports



Tier III Supports



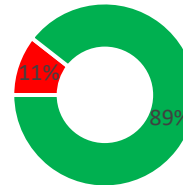
of Students Known to be Managing Each Barrier



Note: If fewer than 10 students are managing a barrier, data is excluded

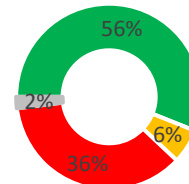
Most Recent Case Managed Student Progress to Goals

% Improving Academics



% Improving Behavior

% Improving Attendance



% Improving College/ Career Readiness