

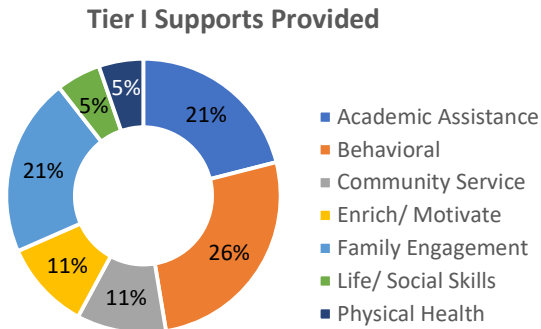
Fayette County Schools: April 2020

I. CIS School Snapshot

	School Data				School Goal Areas				
	Schools	Enrollment	CIS Case Managed Students	Saturation	Academics	Attendance	Behavior	School Climate	College-Career Readiness
Combined Schools (any)	-	-	-	-	-	-	-	-	-
Elementary Schools	3	2,192	59	3%	2 schools	3 schools	2 schools	1 school	-
Intermediate Schools	-	-	-	-	-	-	-	-	-
Middle Schools	0	-	-	-	-	-	-	-	-
High Schools	0	-	-	-	-	-	-	-	-
Total	3	2,192	59	3%	2 schools	3 schools	2 schools	1 school	-

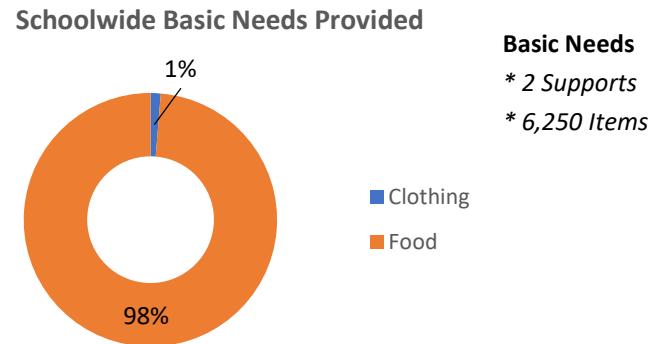
*Combined School is a Middle/High School

Year to Date: Schoolwide Supports



Tier I Supports
 * 19 Supports
 * 327 Hours
 * 2,192 Students Served
 * 461 Parents/Guardians Served

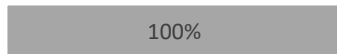
Note: #s served may be duplicated. CIS doesn't track the names of individuals participating in Tier I supports



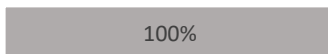
Basic Needs
 * 2 Supports
 * 6,250 Items

Most Recent Progress to School Goals

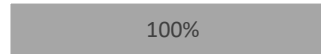
Progress to Schoolwide Goal:
% Improving Academics



Progress to Schoolwide Goal:
% Improving Attendance



Progress to Schoolwide Goal:
% Improving Behavior



Key: Decline,
 No Progress,
 Progress,
 No Data
 Exited Before Progress Known

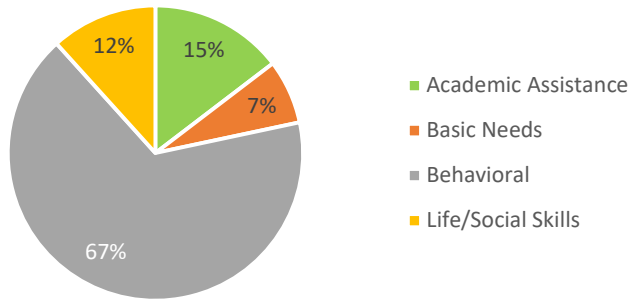
II. Case Managed Student Snapshot

Barriers to Case Managed Student Success & Year to Date Supports Delivered

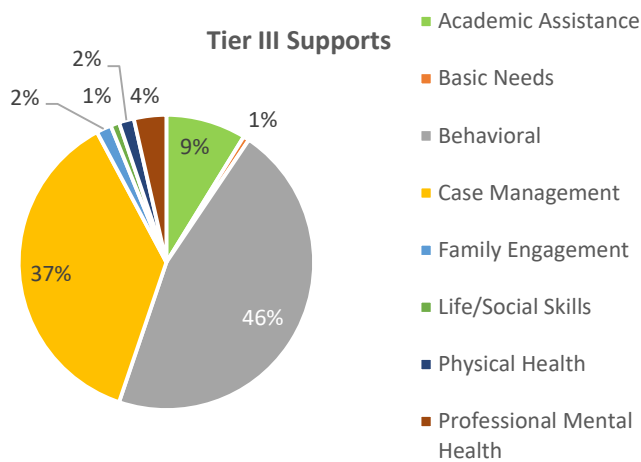
CIS Case Managed Students

- * 64 students enrolled
- * 59 students received Tier II and/or III supports
- * 171 Tier II supports provided
- * 308 Tier III supports provided

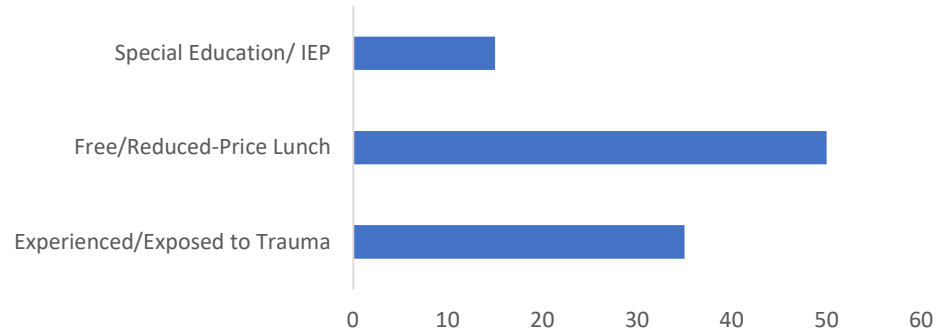
Tier II Supports



Tier III Supports



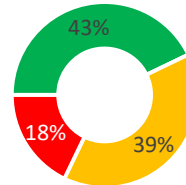
of Students Known to be Managing Each Barrier



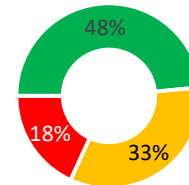
Note: If fewer than 10 students are managing a barrier, data is excluded

Most Recent Case Managed Student Progress to Goals

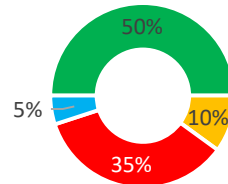
% Improving Academics



% Improving Behavior



% Improving Attendance



% Improving Social/Emotional Learning

