

# Greenbrier County Schools: April 2020

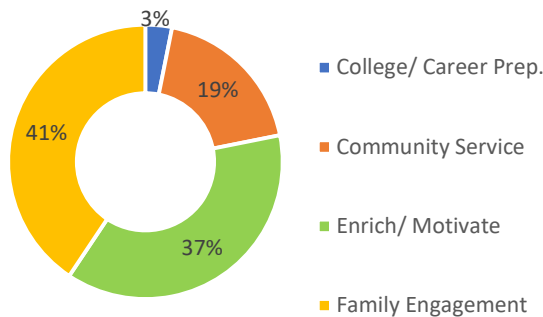
## I. CIS School Snapshot

	School Data				School Goal Areas				
	Schools	Enroll-ment	CIS Case Managed Students	Saturation	Academics	Attendance	Behavior	School Climate	College-Career Readiness
Combined Schools (any)	-	-	-	-	-	-	-	-	-
Elementary Schools	4	1116	122	11%	3 schools	3 schools	2 schools	-	-
Intermediate Schools	-	-	-	-	-	-	-	-	-
Middle Schools	1	792	83	10%	-	1 school	-	1 school	-
High Schools	1	1074	53	5%	1 school	1 school	-	-	-
<b>Total</b>	<b>6</b>	<b>2,982</b>	<b>258</b>	<b>9%</b>	<b>4 schools</b>	<b>5 schools</b>	<b>2 schools</b>	<b>1 school</b>	<b>-</b>

**\*Note:** Greenbrier also supports an additional 6 schools at which the CIS model is not fully implemented

### Year to Date: Schoolwide Supports

#### Tier I Supports Provided

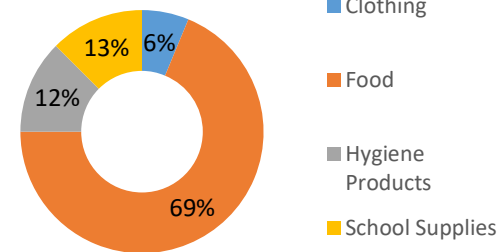


#### Tier I Supports

- \* 32 Supports
- \* 207 Hours
- \* 2,982 Students Served
- \* 368 Parents/Guardians Served

*Note: #s served may be duplicated. CIS doesn't track the names of individuals participating in Tier I supports*

#### Basic Needs Provided



#### Basic Needs

- \* 16 Supports
- \* 4,295 Items

### Most Recent Progress to School Goals

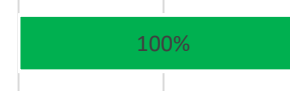
Progress to Schoolwide Goal:  
% Improving Academics



Progress to Schoolwide Goal:  
% Improving Attendance



Progress to Schoolwide Goal:  
% Improving Behavior &...



**Key:** Decline, No Progress, Progress, No Data, Exited Before Progress

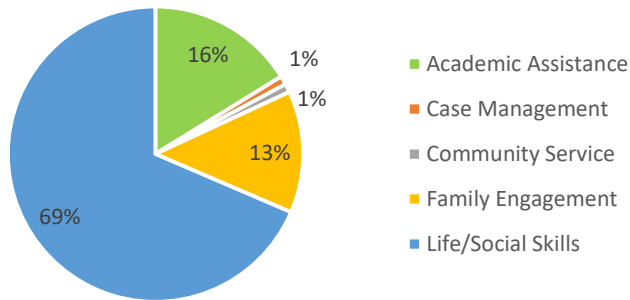
## II. Case Managed Student Snapshot

### Barriers to Case Managed Student Success & Year to Date Supports Delivered

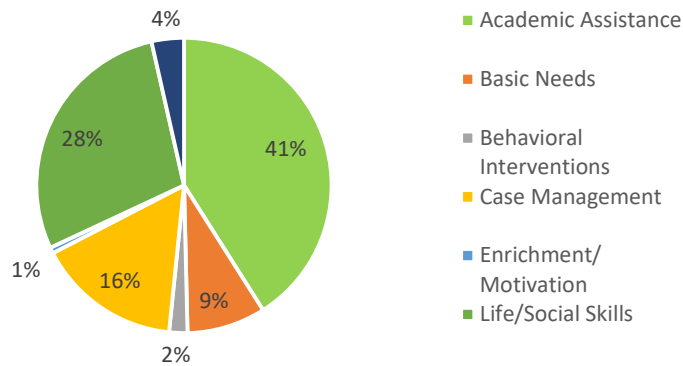
#### CIS Case Managed Students

- \* 263 students enrolled
- \* 258 students received Tier II and/or III supports
- \* 105 Tier II supports provided
- \* 2,791 Tier III supports provided

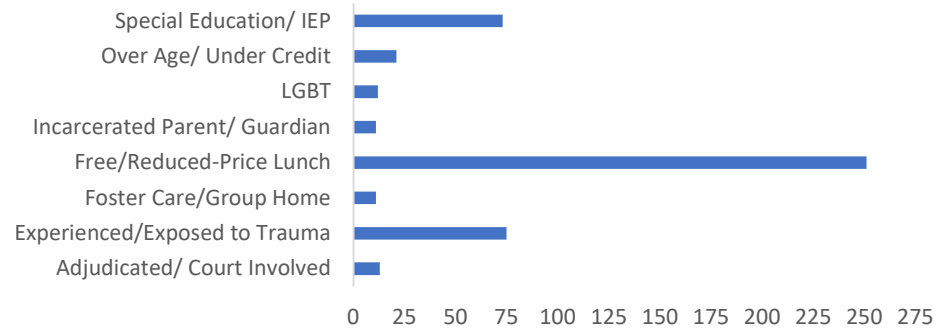
#### Tier II Supports



#### Tier III Supports



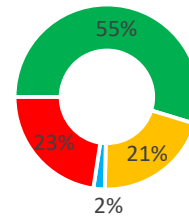
#### # of Students Known to be Managing Each Barrier



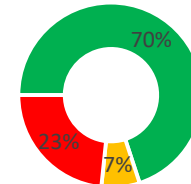
Note: If fewer than 10 students are managing a barrier, data is excluded

#### Most Recent Case Managed Student Progress to Goals

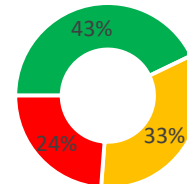
##### % Improving Academics



##### % Improving Behavior



##### % Improving Attendance



\*No students had College/Career Goals