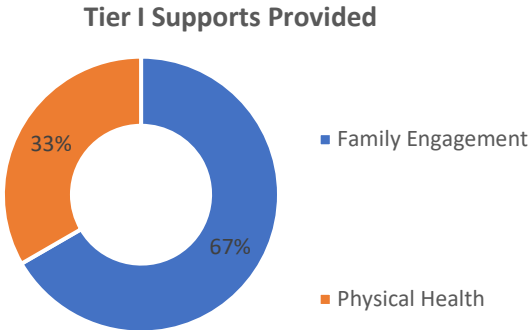


Lewis County Schools: April 2020

I. CIS School Snapshot

	School Data				School Goal Areas				
	Schools	Enroll-ment	CIS Case Managed Students	Saturation	Academics	Attendance	Behavior	School Climate	College-Career Readiness
Combined Schools (any)	-	-	-	-	-	-	-	-	-
Elementary Schools	2	464	35	8%	-	2 schools	-	-	-
Intermediate Schools	-	-	-	-	-	-	-	-	-
Middle Schools	1	757	34	4%	-	1 school	-	-	-
High Schools	1	679	10	1%	-	1 school	-	-	-
Total	4	1,900	79	4%	-	4 schools	-	-	-

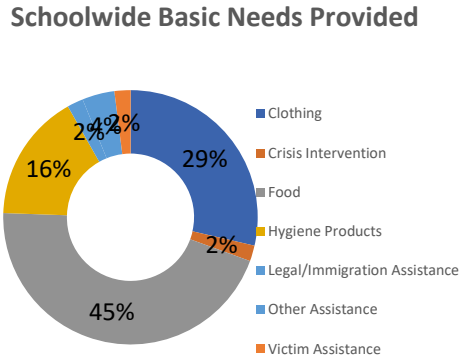
Year to Date: Schoolwide Supports



Tier I Supports

- * 3 Supports
- * 1.75 Hours
- * 91 Students Served
- * Parents/Guardians Served

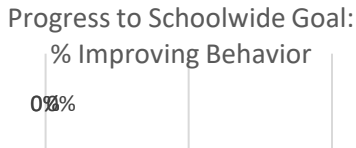
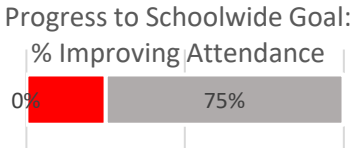
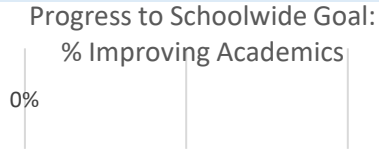
Note: #s served may be duplicated. CIS doesn't track the names of individuals participating in Tier I supports



Basic Needs

- * 18 Supports
- * 858 Items

Most Recent Progress to School Goals



Key: Decline, No Progress, Progress, No Data

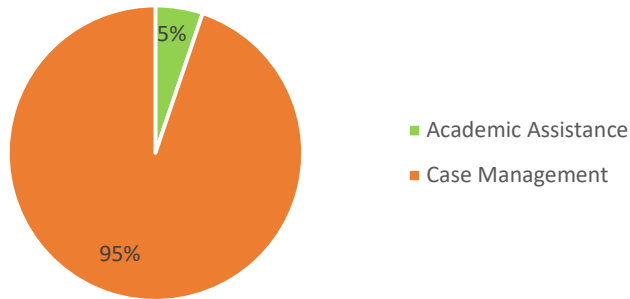
II. Case Managed Student Snapshot

Barriers to Case Managed Student Success & Year to Date Supports Delivered

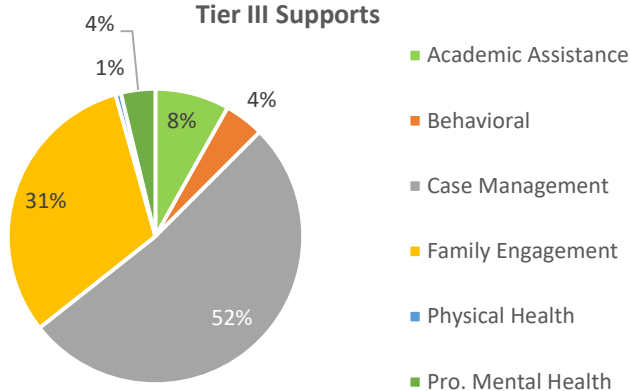
CIS Case Managed Students

- * 120 students enrolled
- * 95 students received Tier II and/or III supports
- * 58 Tier II supports provided
- * 160 Tier III supports provided

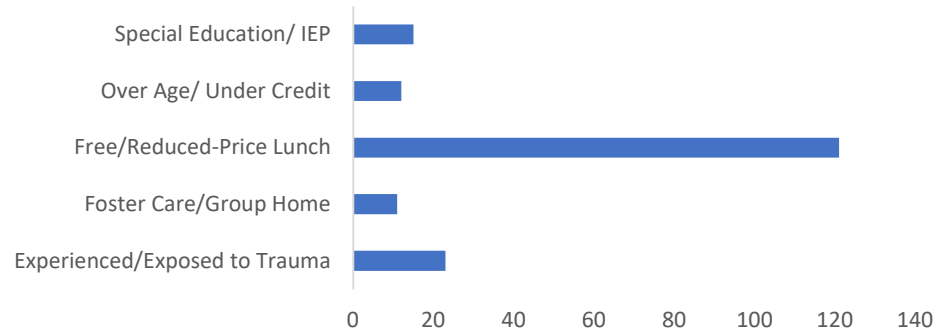
Tier II Supports



Tier III Supports



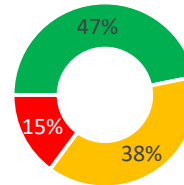
of Students Known to be Managing Each Barrier



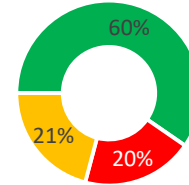
Note: If fewer than 10 students are managing a barrier, data is excluded

Most Recent Case Managed Student Progress to Goals

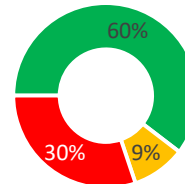
% Improving Academics



% Improving Behavior



% Improving Attendance



% Improving College/ Career Readiness

