

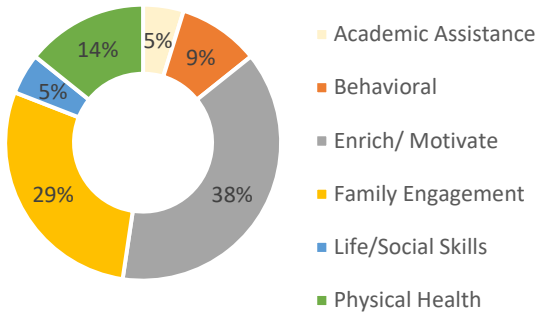
Pendleton County County Schools: April 2020

I. CIS School Snapshot

	School Data				School Goal Areas				
	Schools	Enroll-ment	CIS Case Managed Students	Saturation	Academics	Attendance	Behavior	School Climate	College-Career Readiness
Combined Schools (any)	1	394	12	3%	1 school	-	-	-	-
Elementary Schools	3	471	32	7%	1 school	2 schools	2 schools	-	-
Intermediate Schools	-	-	-	-	-	-	-	-	-
Middle Schools	-	-	-	-	-	-	-	-	-
High Schools	-	-	-	-	-	-	-	-	-
Total	3	865	44	5%	2 schools	2 schools	2 schools	-	-

Year to Date: Schoolwide Supports

Tier I Supports Provided

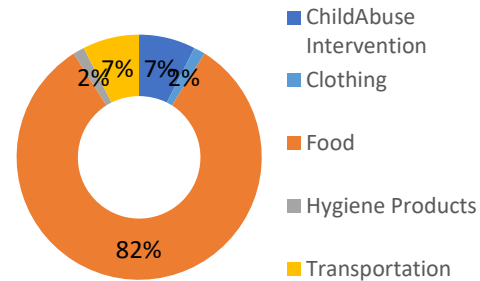


Tier I Supports

- * 26 Supports
- * 464.35 Hours
- * 865 Students Served
- * 974 Parents/Guardians Served

Note: #s served may be duplicated. CIS doesn't track the names of individuals participating in Tier I supports

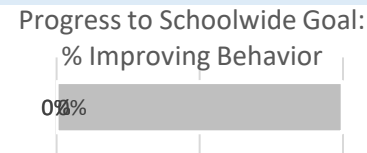
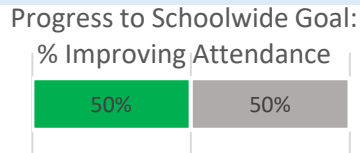
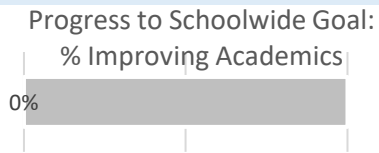
Schoolwide Basic Needs Provided



Basic Needs

- * 49 Supports
- * 1,794 Items

Most Recent Progress to School Goals



Key: Decline, No Progress, Progress, No Data

II. Case Managed Student Snapshot

Barriers to Case Managed Student Success & Year to Date Supports Delivered

CIS Case Managed Students

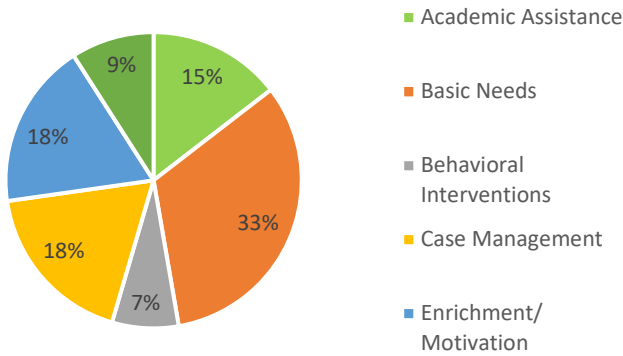
* 44 students enrolled

* 43 students received Tier II and/or III supports

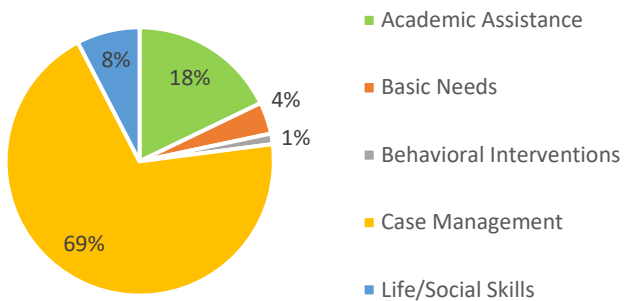
* 55 Tier II supports provided

* 157 Tier III supports provided

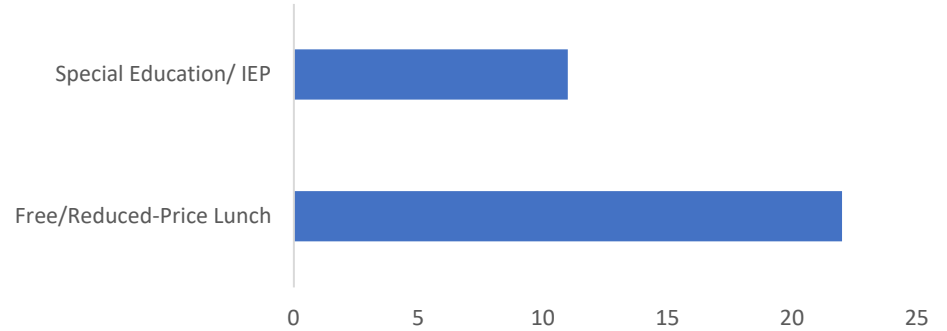
Tier II Supports



Tier III Supports



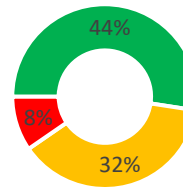
of Students Known to be Managing Each Barrier



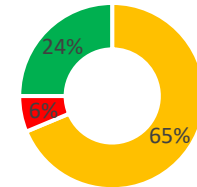
Note: If fewer than 10 students are managing a barrier, data is excluded

Most Recent Case Managed Student Progress to Goals

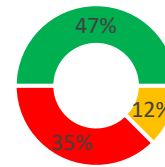
% Improving Academics



% Improving Behavior



% Improving Attendance



% Improving Social-Emotional Learning

