

Raleigh County Schools: April 2020

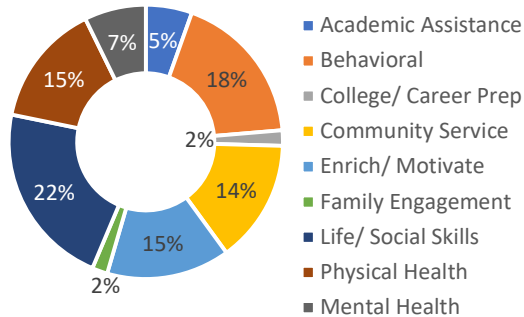
I. CIS School Snapshot

	School Data				School Goal Areas				
	Schools	Enrollment	CIS Case Managed Students	Saturation	Academics	Attendance	Behavior	School Climate	College-Career Readiness
Combined Schools (any)	-	-	-	-	-	-	-	-	-
Elementary Schools	3	829	58	7%	-	1 school	-	1 school	-
Intermediate Schools	-	-	-	-	-	-	-	-	-
Middle Schools	1	651	42	6%	-	1 school	-	-	-
High Schools	1	1228	52	4%	-	1 school	-	-	-
Total	5	2,708	152	6%	-	3 schools	-	1 school	-

* Two schools not reporting school goals

Year to Date: Schoolwide Supports

Tier I Supports Provided

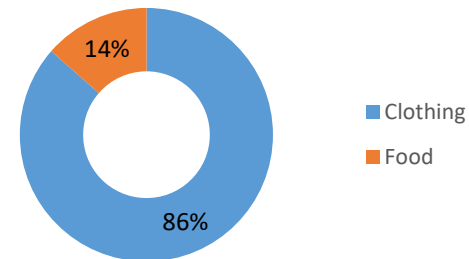


Tier I Supports

- * 55 Supports
- * 2,986 Hours
- * 2,708 Students Served
- * 0 Parents/Guardians Served

Note: #s served may be duplicated. CIS doesn't track the names of individuals participating in Tier I supports

Schoolwide Basic Needs Provided




Basic Needs


- * 37 Supports
- * 2,279 Items

Most Recent Progress to School Goals

Progress to Schoolwide Goal:
% Improving Attendance



Progress to Schoolwide Goal: %
Improving School Climate



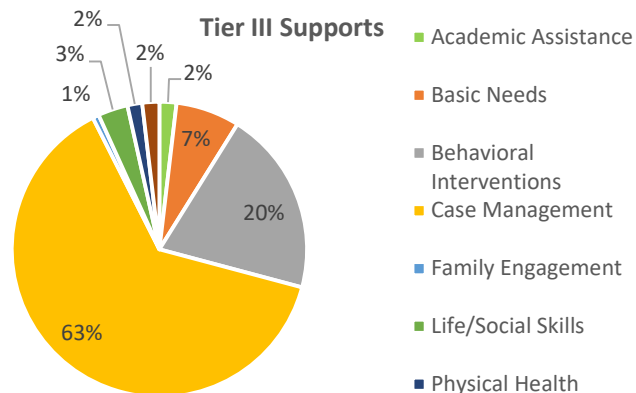
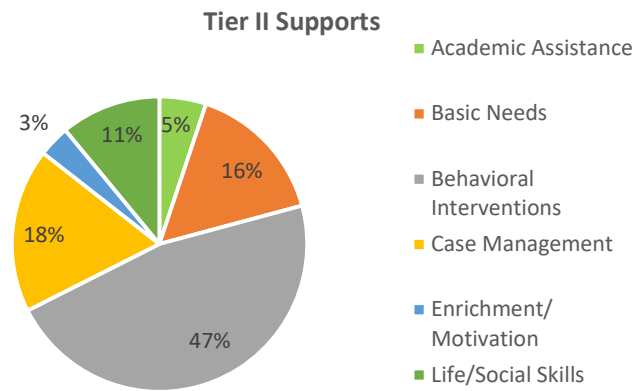
Key: Decline,
No Progress,
Progress,
No Data

II. Case Managed Student Snapshot

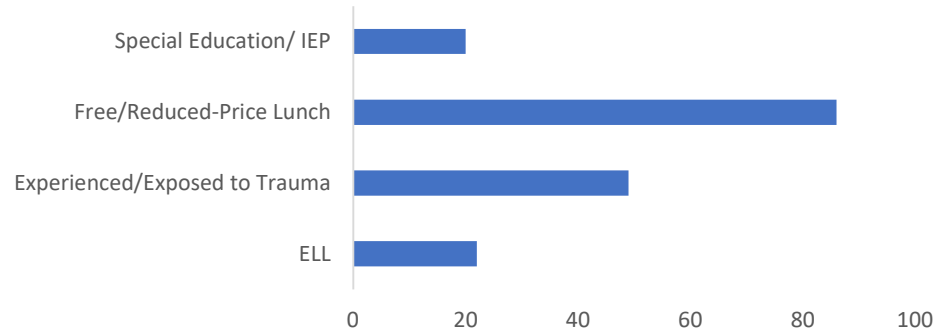
Barriers to Case Managed Student Success & Year to Date Supports Delivered

CIS Case Managed Students

- * 163 students enrolled
- * 152 students received Tier II and/or III supports
- * 492 Tier II supports provided
- * 402 Tier III supports provided



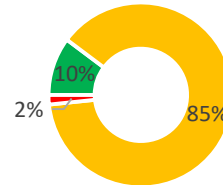
of Students Known to be Managing Each Barrier



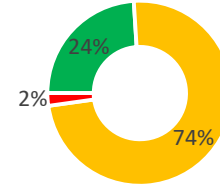
Note: If fewer than 10 students are managing a barrier, data is excluded

Most Recent Case Managed Student Progress to Goals

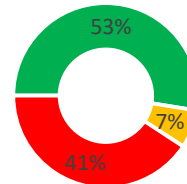
% Improving Academics



% Improving Behavior



% Improving Attendance



* No students had college/career goals