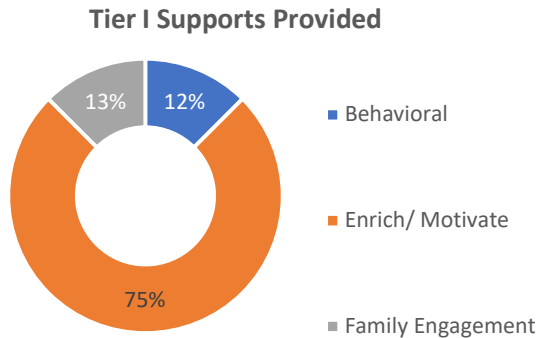


Wyoming County Schools: April 2020

I. CIS School Snapshot

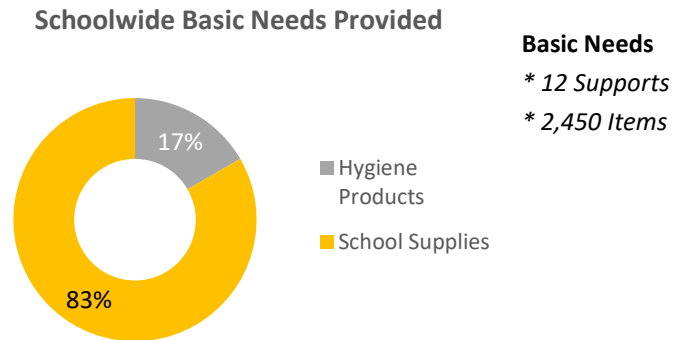
	School Data				School Goal Areas				
	Schools	Enroll-ment	CIS Case Managed Students	Saturation	Academics	Attendance	Behavior	School Climate	College-Career Readiness
Combined Schools (any)	4	955	49	-	2 schools	4 schools	1 school	-	-
Elementary Schools	1	262	32	-	1 school	1 school	-	1 school	-
Intermediate Schools	-	-	-	-	-	-	-	-	-
Middle Schools	1	229	37	16%	-	1 school	1 school	1 school	-
High Schools	2	1137	97	9%	-	1 school	-	-	-
Total	8	2,583	215	8%	3 schools	7 schools	2 schools	2 schools	-

Year to Date: Schoolwide Supports



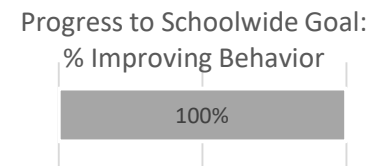
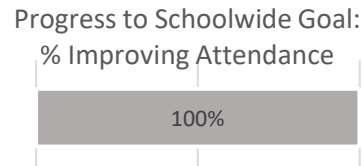

Tier I Supports
 * 8 Supports
 * 35.25 Hours
 * 5,518 Students Served
 * 50 Parents/Guardians Served

Note: #s served may be duplicated. CIS doesn't track the names of individuals participating in Tier I supports



Basic Needs
 * 12 Supports
 * 2,450 Items

Most Recent Progress to School Goals



Key: Decline,
 No Progress,
 Progress,
 No Data

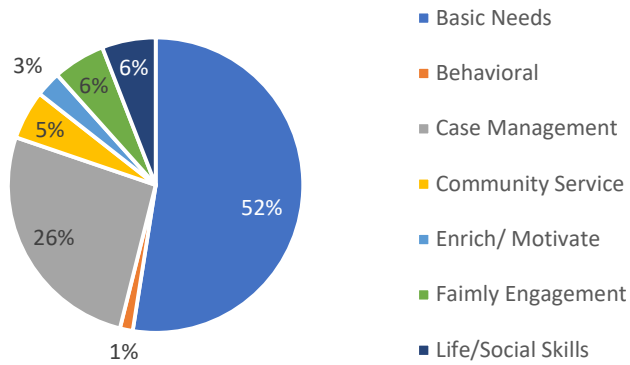
II. Case Managed Student Snapshot

Barriers to Case Managed Student Success & Year to Date Supports Delivered

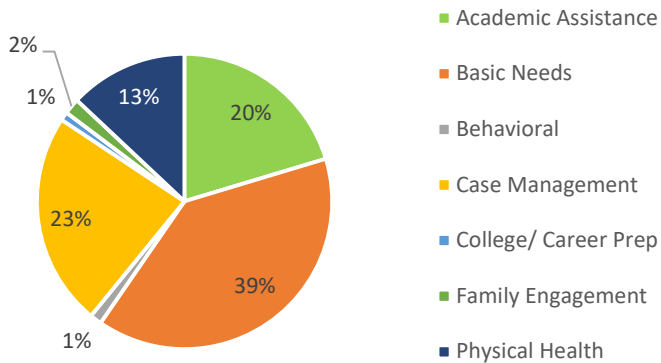
CIS Case Managed Students

- * 279 students enrolled
- * 215 students received Tier II and/or III supports
- * 2285 Tier II supports provided
- * 2868 Tier III supports provided

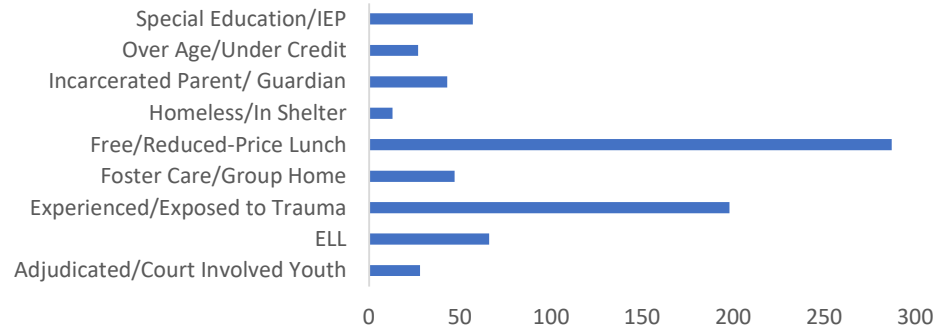
Tier II Supports



Tier III Supports



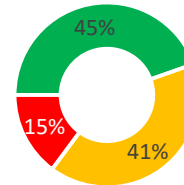
of Students Known to be Managing Each Barrier



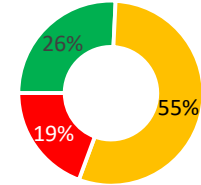
Note: If fewer than 10 students are managing a barrier, data is excluded

Most Recent Case Managed Student Progress to Goals

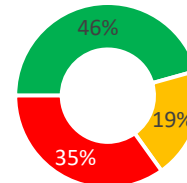
% Improving Academics



% Improving Behavior



% Improving Attendance



% Improving College/Career Readiness

