




Identifying Students in Need of Intervention and Individual Reading Plans




WVDE Approved Screener	Areas Assessed	Intervention Guidance	Additional Guidance
Acadience Reading	Click here to learn more	Students performing at or below the cut point for the Reading Composite Score receive intervention	 Click here for more info Pages 6-9
Grade Level	Beginning of Year	Middle of Year	End of Year
Kindergarten	13	85	89
First Grade	97	100	111
Second Grade	109	145	180
Third Grade	180	235	280


WVDE Approved Screener	Areas Assessed	Intervention Guidance	Additional Guidance
Istation Indicators of Progress	Click here to learn more	Students Performing at or below the 20th Percentile (Level 1) receive intervention	
Grade Level	Beginning of Year	Middle of Year	End of Year
Kindergarten	At or Below 20 th Percentile	At or Below 20 th Percentile	At or Below 20 th Percentile
First Grade	At or Below 20 th Percentile	At or Below 20 th Percentile	At or Below 20 th Percentile
Second Grade	At or Below 20 th Percentile	At or Below 20 th Percentile	At or Below 20 th Percentile
Third Grade	At or Below 20 th Percentile	At or Below 20 th Percentile	At or Below 20 th Percentile

WVDE Approved Screener	Areas Assessed	Intervention Guidance	Additional Guidance
i-Ready Diagnostic for Reading	Click here to learn more	Students performing at or below the cut point for the Reading Composite Score receive intervention	 Click here for more info
Grade Level	Beginning of Year	Middle of Year	End of Year
Kindergarten	295	320	344
First Grade	347	374	401
Second Grade	419	441	463
Third Grade	474	491	507

WVDE Approved Screener	Areas Assessed	Intervention Guidance	Additional Guidance
Measures of Academic Progress (MAP) GROWTH	Click here to learn more	Students performing at or below the cut score for MAP Growth Reading receive intervention	 Click here for more info
Grade Level	Beginning of Year	Middle of Year	End of Year
Kindergarten	126	136	143
First Grade	145	155	159
Second Grade	160	169	173
Third Grade	173	180	183

WVDE Approved Screener	Areas Assessed	Intervention Guidance	Additional Guidance
mClass – DIBELS 8th Edition	Click here to learn more	Students performing at or below the cut score for DIBELS Composite receive intervention	 Click here for more info
Grade Level	Beginning of Year	Middle of Year	End of Year
Kindergarten	279	355	405
First Grade	320	376	426
Second Grade	315	372	420
Third Grade	313	376	423

*The DIBELS 8th Edition components that are used to calculate the composite score vary by grade level.

WVDE Approved Screener	Areas Assessed	Intervention Guidance	Additional Guidance
Star Assessments (Star Reading and Star Early Literacy)	Click here to learn more	Students performing at or below the 25 th Percentile receive intervention	 Click here for more info pages 132 - 135
Grade Level	Beginning of Year	Middle of Year	End of Year
Kindergarten	At or Below 25 th Percentile	At or Below 25 th Percentile	At or Below 25 th Percentile
First Grade	At or Below 25 th Percentile	At or Below 25 th Percentile	At or Below 25 th Percentile
Second Grade	At or Below 25 th Percentile	At or Below 25 th Percentile	At or Below 25 th Percentile
Third Grade	At or Below 25 th Percentile	At or Below 25 th Percentile	At or Below 25 th Percentile

WVDE Approved Screener	Areas Assessed	Intervention Guidance	Additional Guidance
AimswEBPlus	Click here to learn more	Students performing at or below the 25 th Percentile receive intervention	Requested Link from Publisher
Grade Level	Beginning of Year	Middle of Year	End of Year
Kindergarten	At or Below 25 th Percentile	At or Below 25 th Percentile	At or Below 25 th Percentile
First Grade	At or Below 25 th Percentile	At or Below 25 th Percentile	At or Below 25 th Percentile
Second Grade	At or Below 25 th Percentile	At or Below 25 th Percentile	At or Below 25 th Percentile
Third Grade	At or Below 25 th Percentile	At or Below 25 th Percentile	At or Below 25 th Percentile

In addition to the screeners/benchmarks above, schools may use the West Virginia General Summative Assessment (WVGSA) Grade 3 benchmarks for English language arts and mathematics for the beginning, middle and end of year screeners. Counties will still need to have a dyslexia screener for students in Grade 3 if they choose to use the WVGSA benchmarks.

WVDE Approved Screener	Areas Assessed	Intervention Guidance	Additional Guidance
West Virginia General Summative Assessment Benchmark Test	Click here to learn more	Students performing at the does not meet standard level receive intervention	Requested Link from Publisher
Grade Level	Beginning of Year	Middle of Year	End of Year
Third Grade	Does Not Meet Standard	Does Not Meet Standard	Does Not Meet Standard