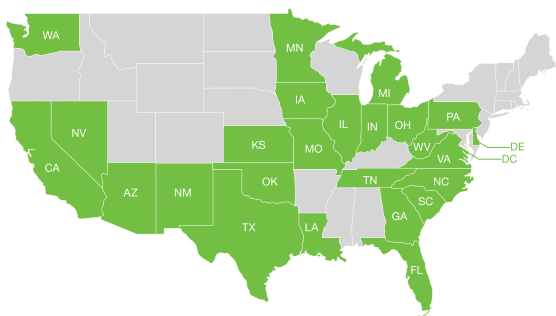


NATIONAL NETWORK

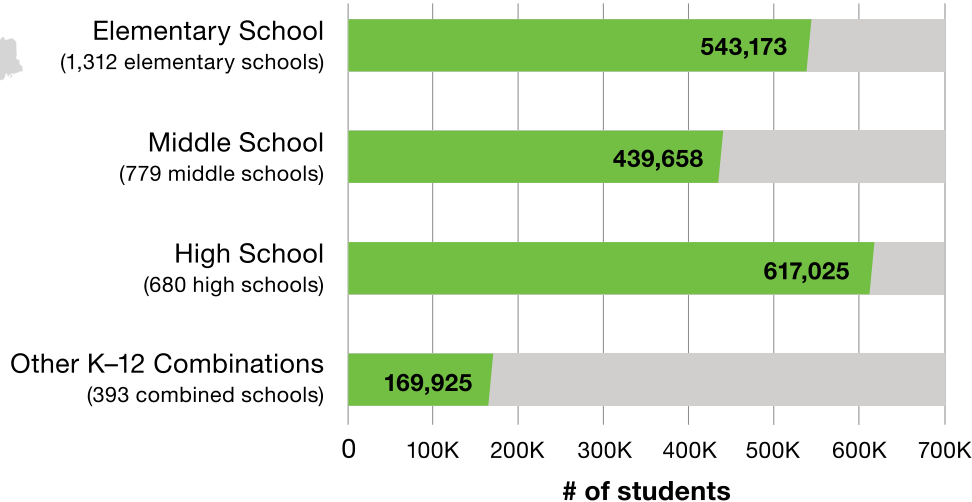


Our Reach



The map reflects CIS programming for the 2021-2022 school year which includes 114 organizations (including state offices and licensed partners) in 25 states and the District of Columbia. Data from Arizona is not reported on individual profiles due to small sample size.

Students Served by School Type



An additional 59,473 students were served by 26 other sites and 81 community-based sites.

Our Students

1,829,254

total students served

1,643,886

students receiving whole-school supports*

185,368

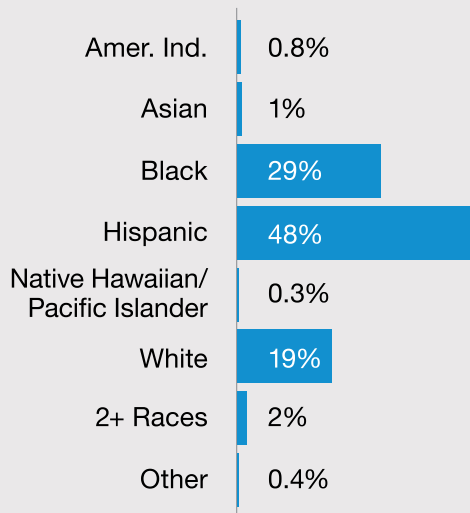
case-managed students

89%

of case-managed students qualified for free or reduced-price lunch (FRPL)

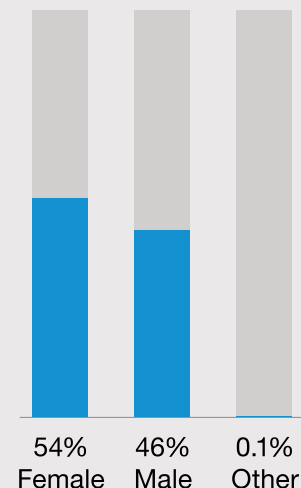
*Students receiving whole-school supports are a subset of the total students served.

Race



Values may not total to 100% due to rounding.

Gender



Values may not total to 100% due to rounding.

Our Results

Case-managed student outcomes



73%
improved attendance



84%
improved behavior



88%
improved academics



97%
were promoted (K-11)



95%
graduated or received GED (grade 12)



>99%
stayed in school