




Screener Guidance for Identifying Students in Need of Intervention and Individual Mathematics Plans





WVDE Approved Screener	Areas Assessed	Intervention Guidance	Additional Guidance
Acadience Math*	Click here to learn more	Students performing below the cut point for the Math Composite Score receive intervention	 Click here for more info Pages 5-8
Grade Level	Beginning of Year	Middle of Year	End of Year
Kindergarten	13	49	67
First Grade	81	33	44
Second Grade	16	30	48
Third Grade	33	57	74

*The Acadience Math measures that are used to calculate the Math Composite Score vary by grade and time of year.

WVDE Approved Screener	Areas Assessed	Intervention Guidance	Additional Guidance
Istation Indicators of Progress	Click here to learn more	Students Performing at or below the 20th Percentile (Level 1) receive intervention	
Grade Level	Beginning of Year	Middle of Year	End of Year
Kindergarten	At or Below 20 th Percentile	At or Below 20 th Percentile	At or Below 20 th Percentile
First Grade	At or Below 20 th Percentile	At or Below 20 th Percentile	At or Below 20 th Percentile
Second Grade	At or Below 20 th Percentile	At or Below 20 th Percentile	At or Below 20 th Percentile
Third Grade	At or Below 20 th Percentile	At or Below 20 th Percentile	At or Below 20 th Percentile

WVDE Approved Screener	Areas Assessed	Intervention Guidance	Additional Guidance
i-Ready Diagnostic for Mathematics	Click here to learn more	Students performing at or Below the cut score Overall Mathematics Placement Summary receive intervention	 Click here for more info
Grade Level	Beginning of Year	Middle of Year	End of Year
Kindergarten	318	334	350
First Grade	347	365	383
Second Grade	387	402	416
Third Grade	413	427	440

WVDE Approved Screener	Areas Assessed	Intervention Guidance	Additional Guidance
Measures of Academic Progress (MAP) GROWTH	Click here to learn more	Students performing at or below the cut score for MAP Growth Mathematics receive intervention	 Click here for more info
Grade Level	Beginning of Year	Middle of Year	End of Year
Kindergarten	129	140	147
First Grade	150	160	165
Second Grade	164	173	178
Third Grade	177	185	189

WVDE Approved Screener	Areas Assessed	Intervention Guidance	Additional Guidance
Star Mathematics Assessment	Click here to learn more	Students performing at or below the 25 th Percentile receive intervention	 Click here for more info pages 108 - 111
Grade Level	Beginning of Year	Middle of Year	End of Year
Kindergarten	At or Below 25 th Percentile	At or Below 25 th Percentile	At or Below 25 th Percentile
First Grade	At or Below 25 th Percentile	At or Below 25 th Percentile	At or Below 25 th Percentile
Second Grade	At or Below 25 th Percentile	At or Below 25 th Percentile	At or Below 25 th Percentile
Third Grade	At or Below 25 th Percentile	At or Below 25 th Percentile	At or Below 25 th Percentile

WVDE Approved Screener	Areas Assessed	Intervention Guidance	Additional Guidance
AimswebPlus	Click here to learn more	Students performing at or below the 25 th Percentile receive intervention	
Grade Level	Beginning of Year	Middle of Year	End of Year
Kindergarten	At or Below 25 th Percentile	At or Below 25 th Percentile	At or Below 25 th Percentile
First Grade	At or Below 25 th Percentile	At or Below 25 th Percentile	At or Below 25 th Percentile
Second Grade	At or Below 25 th Percentile	At or Below 25 th Percentile	At or Below 25 th Percentile
Third Grade	At or Below 25 th Percentile	At or Below 25 th Percentile	At or Below 25 th Percentile

In addition to the screeners/benchmarks above, schools may use the West Virginia General Summative Assessment (WVGSA) Grade 3 benchmarks for English language arts and mathematics for the beginning, middle and end of year screeners. Counties will still need to have a dyslexia screener for students in Grade 3 if they choose to use the WVGSA benchmarks.

WVDE Approved Screener	Areas Assessed	Intervention Guidance	Additional Guidance
West Virginia General Summative Assessment Benchmark Test	Click here to learn more	Students performing at the does not meet standard level receive intervention	
Grade Level	Beginning of Year	Middle of Year	End of Year
Third Grade	Below 370	TBD	Does Not Meet Standard