




WVDE Reports

September 11, 2024

A background image showing a group of people in a meeting. One person is pointing at a document on a table with a pen. The document appears to have some charts or data on it. The scene is brightly lit, possibly from a window.

Audit of Accountability System by United States Department of Education



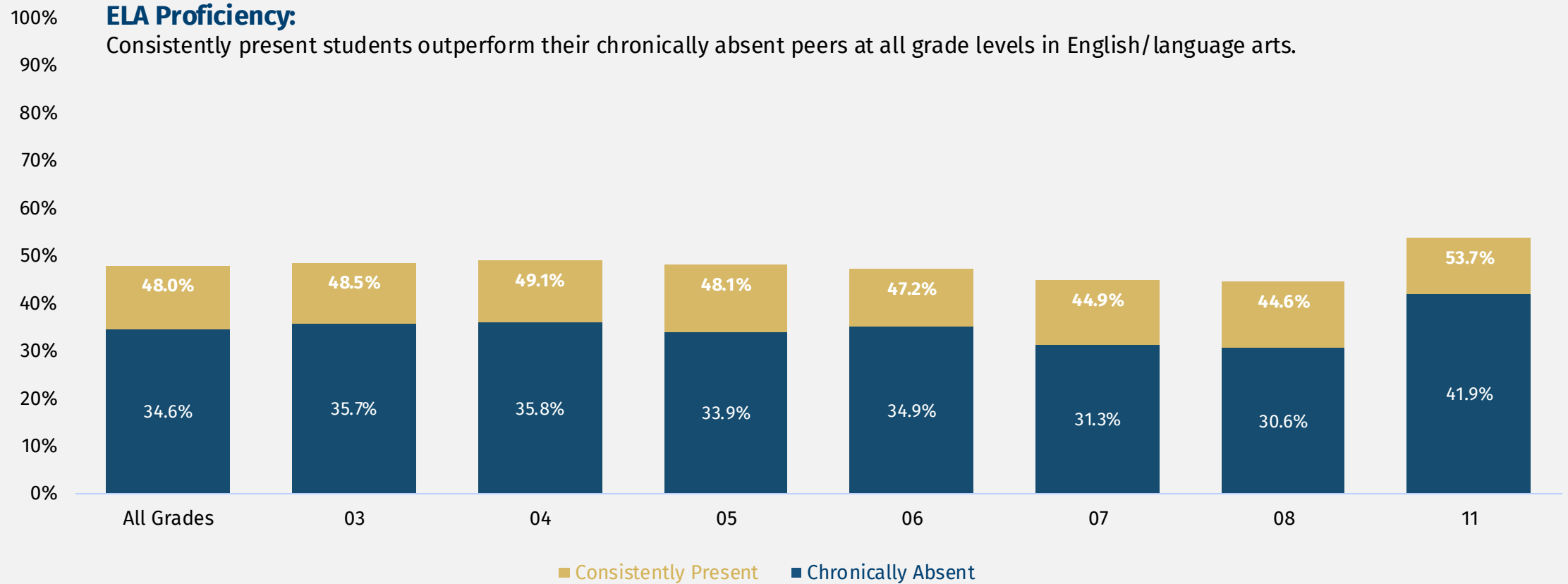
West Virginia DEPARTMENT OF
EDUCATION

Attendance Works

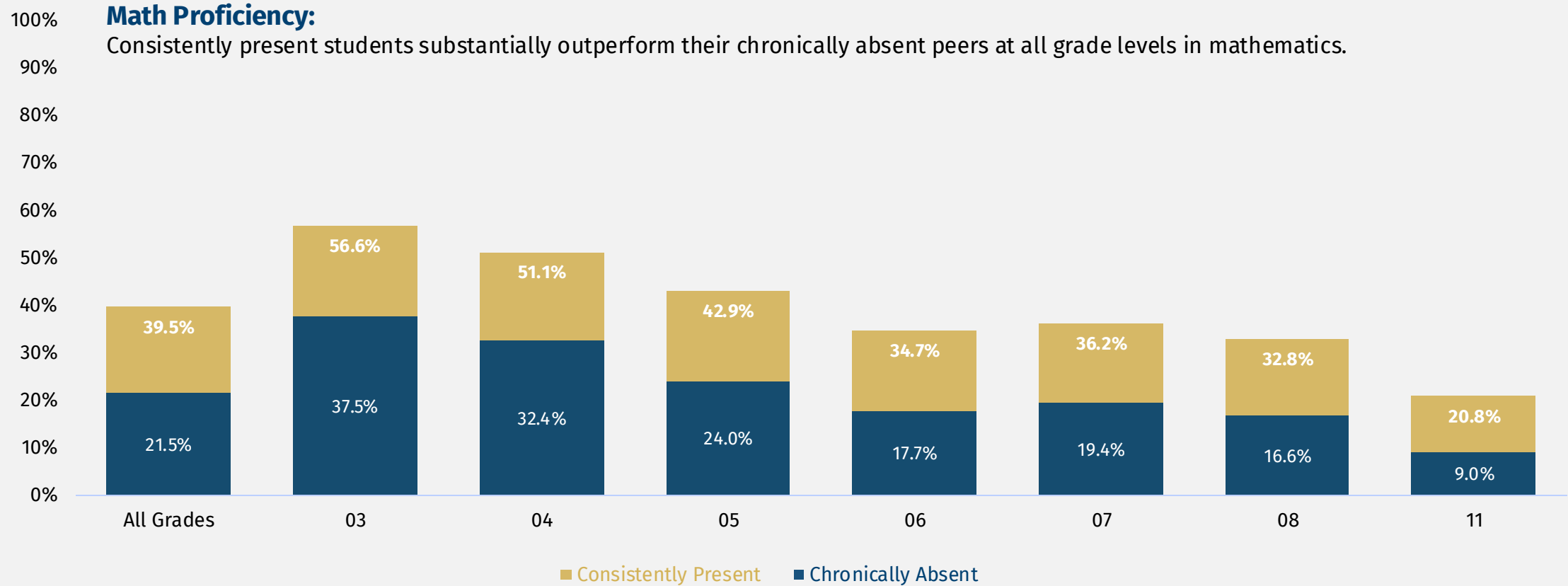
- West Virginia has joined Attendance Works in a pledge to reduce chronic absenteeism by 50% over five years.
- Current data shows 23.5% of our students chronically absent which is down from 27.6% the previous year.



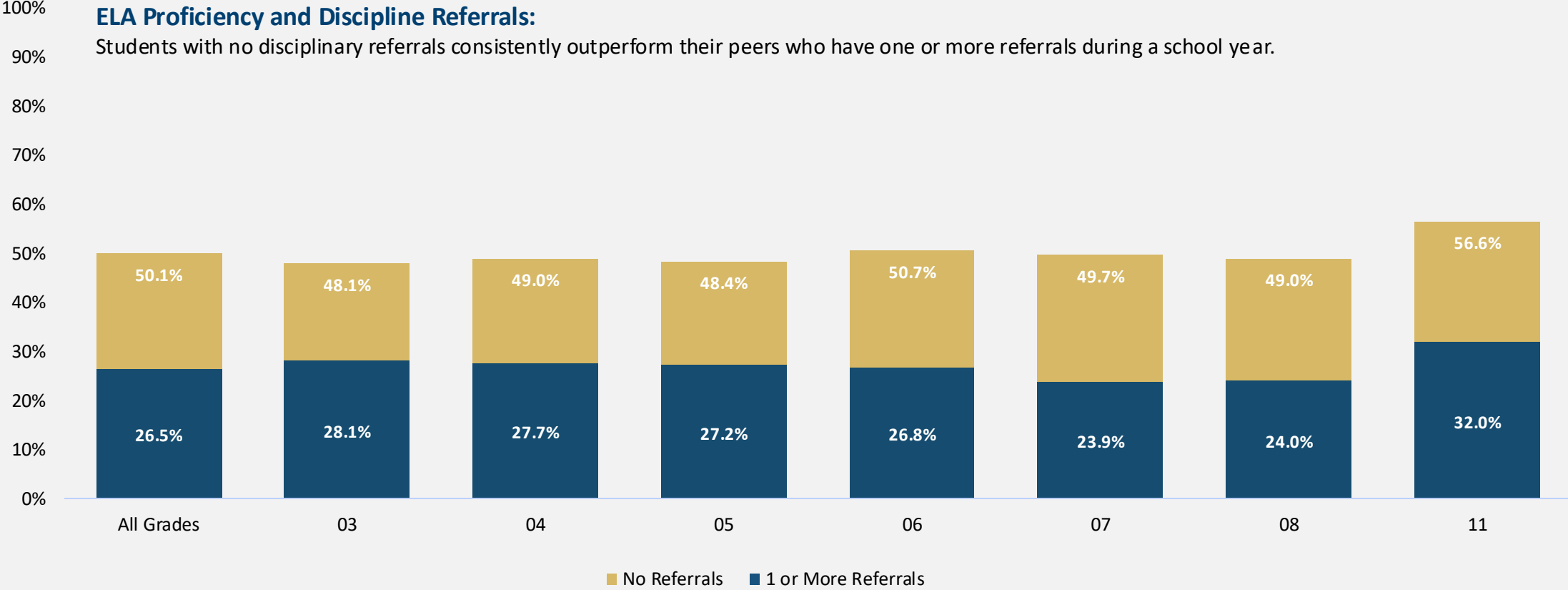
Chronic Absenteeism & Assessment Results



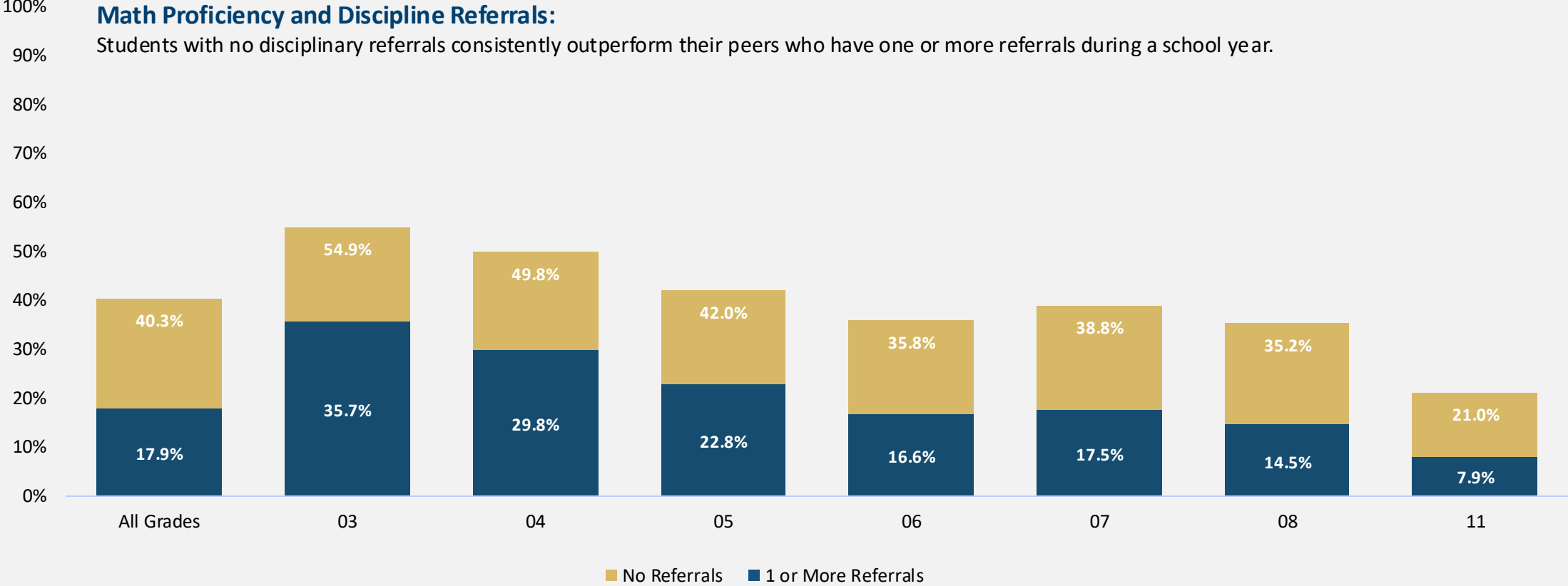
Chronic Absenteeism & Assessment Results



Behavior Incidents & Assessment Results



Behavior Incidents & Assessment Results



Data System Security

- **Tim Konzett**

<https://wveis.k12.wv.us/essa/dashboard.html>



Balanced Scorecard

- **Georgia Hughes-Webb**



West Virginia Schools
Balanced Scorecard





Career Technical Education *Technical Assessments*

September 11, 2024

The CTE Assessment Process

- CTE - National Testing Platform
- Program of Study Assessment
- Resources-Blueprints, Study Guides, & Pretests



CTE Benchmarks

- **Workforce Readiness Scores**
- **National Averages**
- **College Credit Scores**
- **Governor's Workforce Score**



School Year 2023-2024 Results

64% *Passage Rate*

Notable Programs

- Therapeutic Services
- Early Childhood Classroom Assistant Teacher
- Pre-Engineering Diesel Equipment Technology
- Hospitality & Tourism



School Year 2023-2024 Results

Top Scoring Industries

Cluster	Passage Rate
Education & Training	98%
Health Science	92%
Government & Public Administration	87%
STEM	87%
Marketing	85%

School Year 2023-2024 Results

CTE Benchmark Scores

Score	Total Students	Percent
Workforce Entry Score	6,749 Students	64%
National Average	5,535 Students	52%
College Credit	3,337 Students	32%



School Year 2023-2024 Results

5-Year Comparison

Score	Percent Change
Total Tests	+ 23%
Workforce Entry Score	+ 9.5%
National Average	+ 12%
College Credit	+ 10%

Homeschool Assessments Submitted

3rd grade	71%
5th grade	69%
8th grade	65%
11th grade	36%

