



West Virginia DEPARTMENT OF
EDUCATION

2024 Approval Status and Accreditation Report

WVDE Office of Accountability

2024 County Approval Status and Accreditation Report

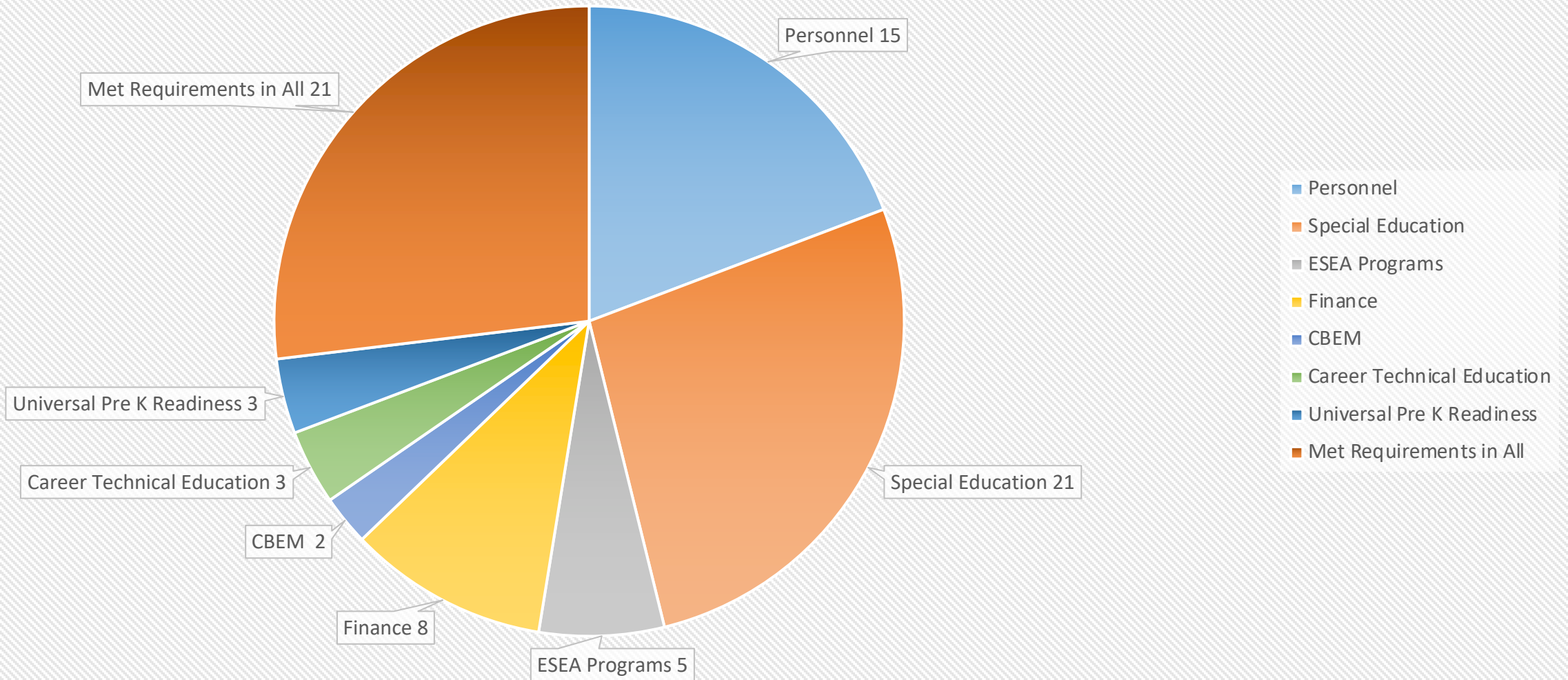
County Operational Effectiveness Indicators of Efficiency

- Counties receive a rating of **Meets Requirements** or **Needs Assistance** on each of the 11 efficiency indicators.
- A rating of **Needs Assistance** indicates the county, with assistance from the WVDE, must develop an action plan and monitor the plan's implementation.
- Further corrective action may be taken based on the county's progress, number of indicators identified, or other factors impacting the county's capacity.

WV Balanced Scorecard Indicators of Student Performance and Success

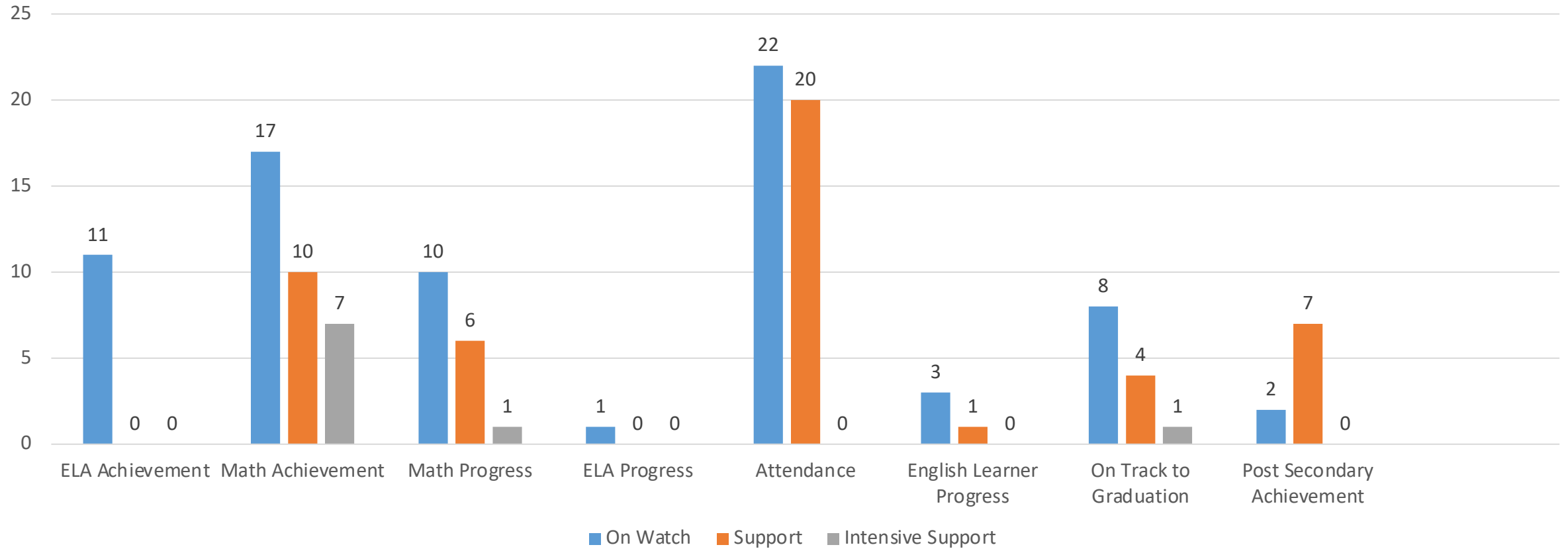
- Counties will be identified as **On Watch, Support, or Intensive Support** for each indicator based on three consecutive years of data.
- Counties on **Support** or **Intensive Support** for an indicator must show improvement to avoid more serious corrective action.
- A county identified as **Intensive Support** for an indicator must report progress to the WVDE at least quarterly.

County Operational Effectiveness



Balanced Scorecard Indicators of Student Performance and Success

Number of Counties at Each Stage



Data Analysis Highlights

Attendance

- 91% of counties designated *On Watch* last year showed a reduction in chronic absenteeism in 2024.
- 100% of counties designated *Support* last year showed a reduction in chronic absenteeism in 2024.
- No counties were identified as *Intensive Support* for attendance in 2024.

ELA Achievement

- 100% of counties designated *On Watch* last year made gains in ELA Achievement.
- Four counties improved to *Partially Meets Standard*.
- No counties were designated *Support* or *Intensive Support* for ELA Achievement in 2024.

Data Analysis Highlights

Math Achievement

- 65% of counties designated *On Watch* last year made gains in Math Achievement in 2024.
- 22% of counties designated *Support* last year made gains in Math Achievement in 2024.
- Seven counties are designated *Intensive Support* for Math Achievement in 2024.

Math Progress

- 33% of counties designated *On Watch* for Math Progress in 2023 made improvements in 2024.
- Six counties are designated *Support* for Math Progress in 2024.
- One county is designated *Intensive Support* for Math Progress in 2024.

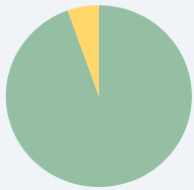
Preview: WVAS Interactive Dashboard

Accountability Approval State Status and Accreditation Dashboard Report

County Operational Effectiveness Indicators of Efficiency ⓘ



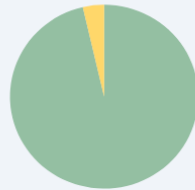
CTE



Child Nutrition



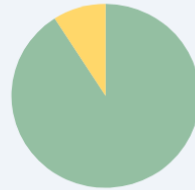
CBEM



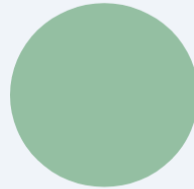
Data Collections



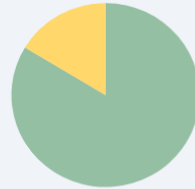
ESEA Programs



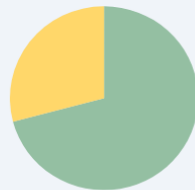
Facilities



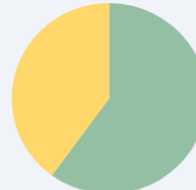
Finance



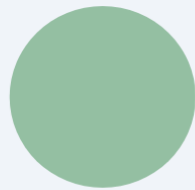
Personnel



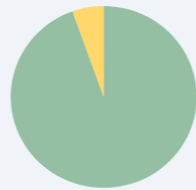
Special Education



Transportation



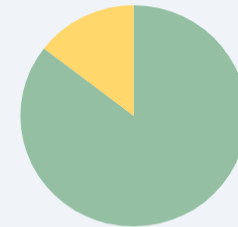
Universal Pre-K



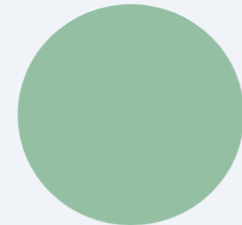
Balanced Scorecard Student Performance and Success Indicators ⓘ ⓘ



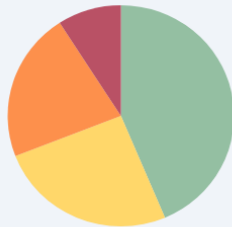
ELA Achievement



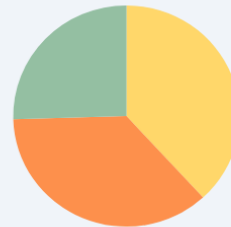
ELA Progress



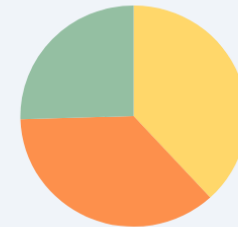
Math Achievement



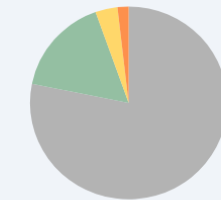
Math Progress



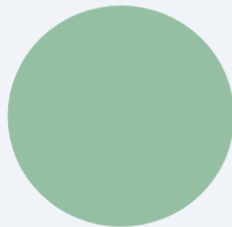
Attendance



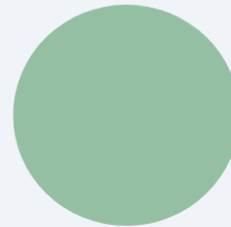
English Learners Progress ⓘ



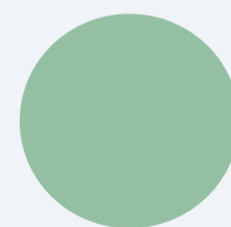
Discipline



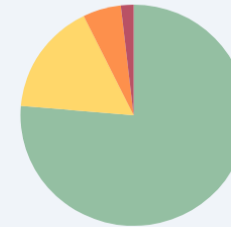
4 Year Grad Rate



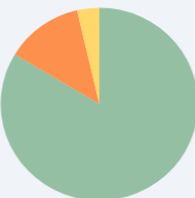
5 Year Grad Rate



On-Track Graduate ⓘ

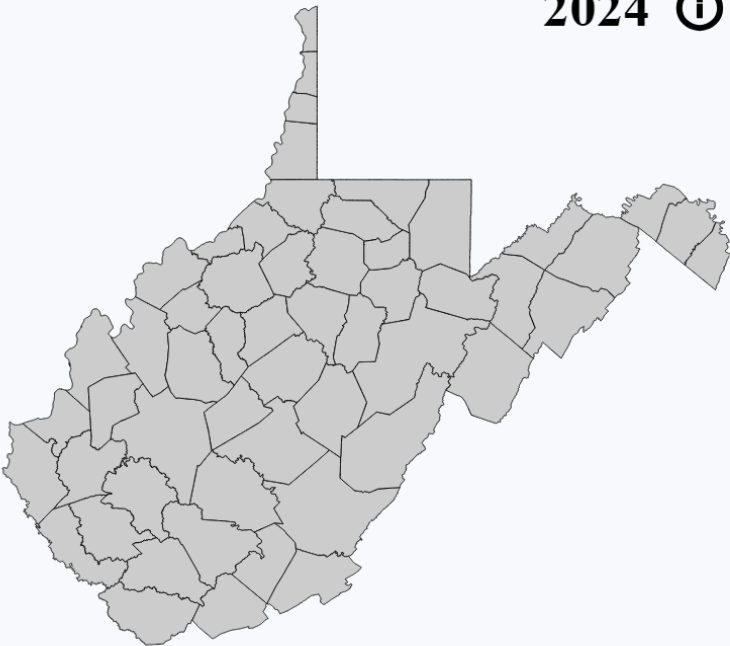


Post-Secondary Achieve



School Year

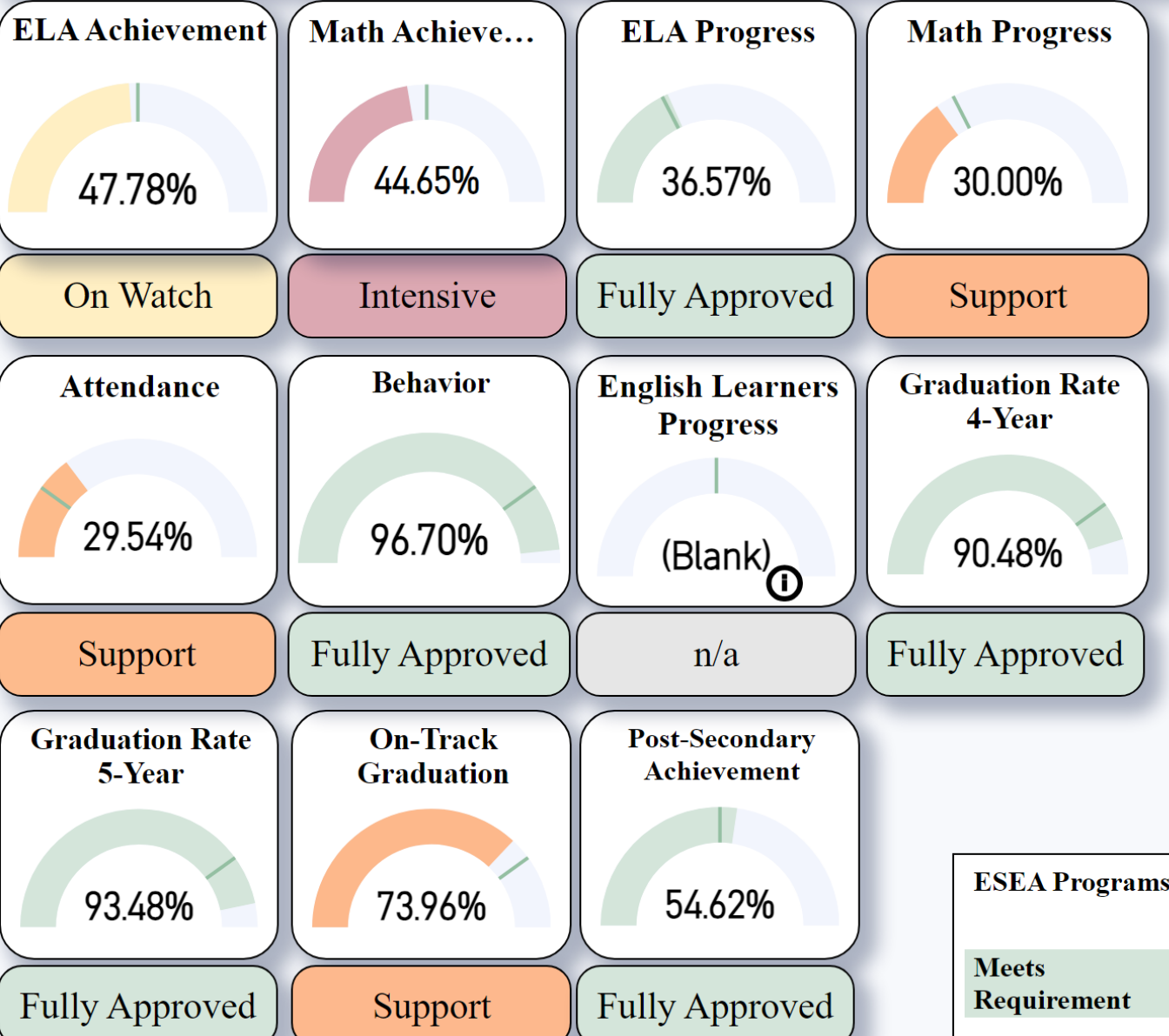
2024 ⓘ



County Performance Report on the WV Accountability System Indicators

School Year
2024

Balanced Scorecard Student Performance and Success Indicators



County

Your county's Balanced Scorecard Indicator ratings:

Rating	Indicators
Fully Approved	<ul style="list-style-type: none"> ELA Progress Discipline Grad Rate 4-Year Grad Rate 5-Year Post-Second Achieve
On Watch	<ul style="list-style-type: none"> ELA Achievement
Support	<ul style="list-style-type: none"> Math Progress, Attendance, On-Track to Graduation
Intensive Support	<ul style="list-style-type: none"> Math Achievement

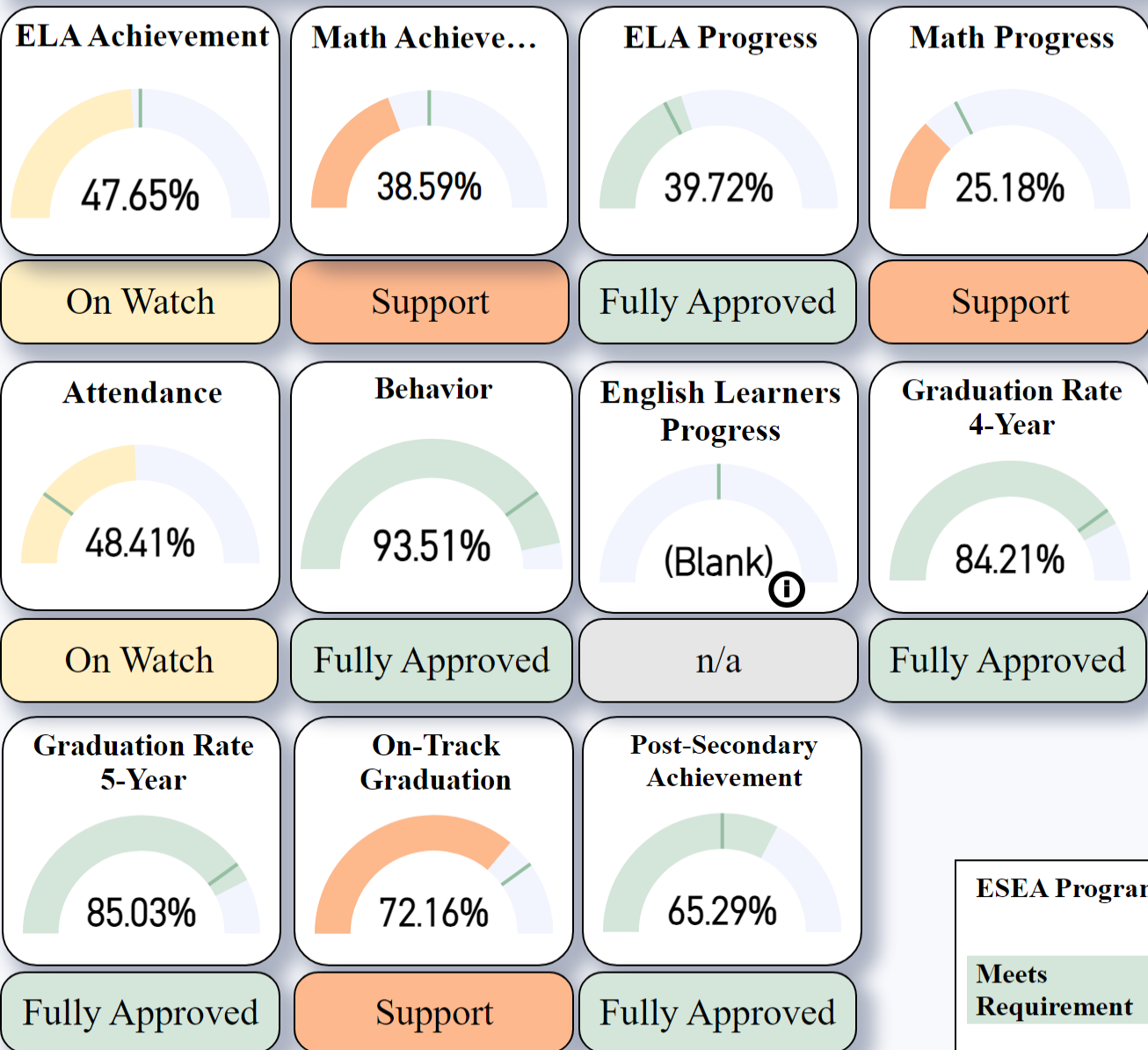
County Operational Effectiveness Indicators of Efficiency

CTE	Child Nutrition	CBEM	Data Collections	Facilities
Meets Requirement	Meets Requirement	Meets Requirement	Meets Requirement	Meets Requirement

ESEA Programs	Finance	Personnel	Special Education	Transportation	Universal Pre-K
Meets Requirement	Meets Requirement	Needs Assistance	Meets Requirement	Meets Requirement	Meets Requirement

County Performance Report on the WV Accountability System Indicators School Year 2024

Balanced Scorecard Student Performance and Success Indicators



County

Your county's Balanced Scorecard Indicator ratings:

Fully Approved	On Watch	Support	Intensive Support
▲ ELA Progress Discipline Grad Rate 4-Year Grad Rate 5-Year Post-Second Achieve	▼ ELA Achievement, Attendance	▼ On-Track to Graduation	▲ Math Achievement, Math

County Operational Effectiveness Indicators of Efficiency

CTE	Child Nutrition	CBEM	Data Collections	Facilities	
Meets Requirement	Meets Requirement	Meets Requirement	Meets Requirement	Meets Requirement	
ESEA Programs	Finance	Personnel	Special Education	Transportation	Universal Pre-K
Meets Requirement	Meets Requirement	Needs Assistance	Needs Assistance	Meets Requirement	Meets Requirement

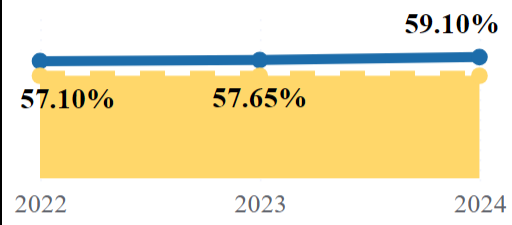
County Trend Data Report on the WV Accountability System

Balanced Scorecard Student Performance and Success Indicators

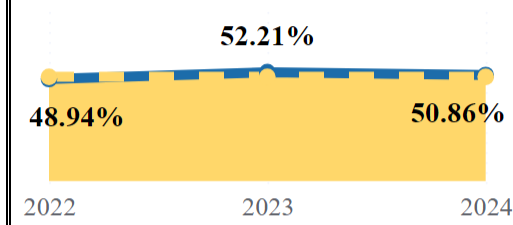
County

Draft

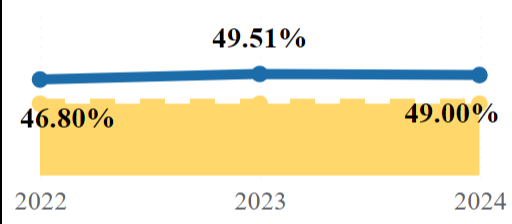
ELA Achievement



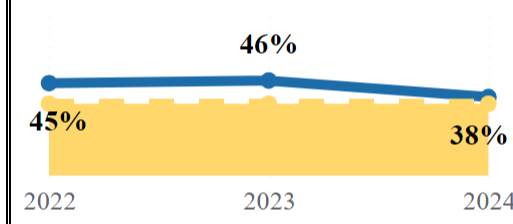
Math Achievement



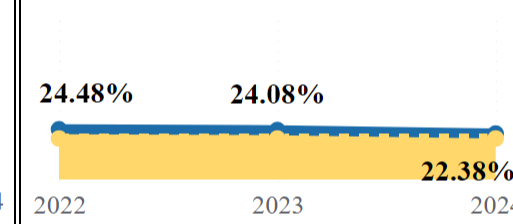
ELA Progress



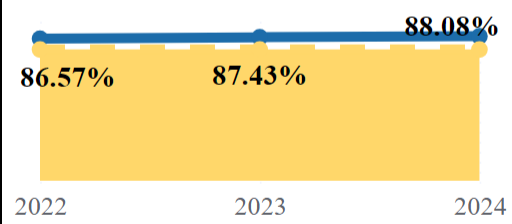
Math Progress



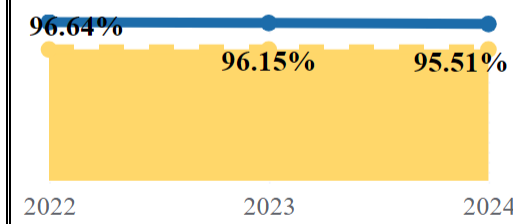
Attendance



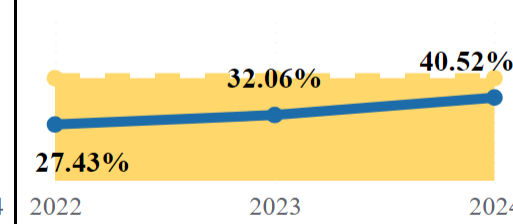
Grad Rate 4-Year



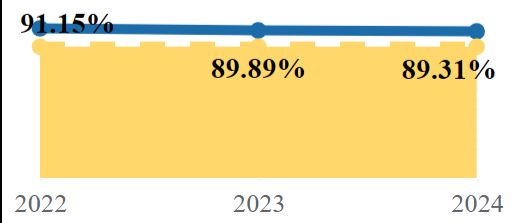
Behavior



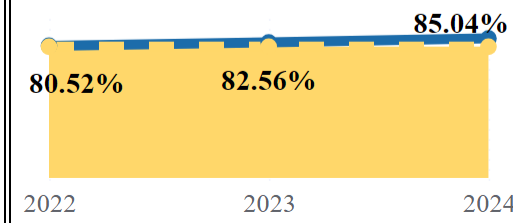
English Learners Progress



Grad Rate 5-Year



On-Track Grad



Post-Second Achieve

